



# AADHAR SHILA


**National Curriculum for  
Early Childhood Care and Education 2024  
for children from three to six years**

**WEEKLY PLAY BASED CALENDAR**

**(4 WEEKS OF INITIATION, 36 WEEKS OF ACTIVE LEARNING AND 8 WEEKS OF REINFORCEMENT)**


## Initiation & Induction Plan

Use the first 4 weeks of every academic cycle to conduct activities that can help children transition from home to the Anganwadi Centre comfortably by engaging them in fun, free play and child led activities, giving ample opportunities for caregivers from home to be present with the child in the Anganwadi Centre. This plan can also be used for children joining at any other point in the academic cycle.





# INITIATION & INDUCTION WEEKS





## WHAT CHILDREN WOULD LEARN:

- Begins to interact comfortably with less familiar adults.
- Demonstrates comfort in staying in the classroom without parents or familiar adults.
- Separates willingly from adults to play with peers, most of the time.
- Begins to participate, take initiative & enjoy with other children in play-based activities.


- Demonstrates spontaneity and preference to play with familiar children, joins a group of children playing, with adult's help if necessary.
- Demonstrates strategies to play and work with other children (e.g., invites them to join a game, accommodates mutual rules, negotiations, roles for play).

LEARNING TIME		MONDAY	TUESDAY	WEDNESDAY	THURSDAY	FRIDAY	SATURDAY				
WELCOME & FREE PLAY	Let's get started!  30 mins	Welcome Include Parents/Home-caregivers to sit with child & participate actively	Warm up	Hygiene check Parents/Home-caregivers introduce child to AWW & facilitate one-on-one conversations	Attendance	Weather	Free conversation Parents/Home-caregivers to interact with & introduce other children to child				
	Let's play! Provide different play materials for choice based play  30 mins	Set up eye-level learning corners, toy/book/learning material display & let child explore		Encourage child to pick up & play with toys of liking/choice			Parents/Home-caregivers & AWWs to encourage sharing toys & taking turns/joining other children in play				
<b>Snack (10mins)</b>											
LEARNING AND PLAY	Let's weave wonders!  20 mins	Parents/Home-caregivers share stories/rhymes & engage all to listen/sing together	Focus on familiar/popular folklore/stories/rhymes to grab their interest		When AWW narrates/shares/sings rhymes/stories, Parents/Home-caregivers can repeat & explain to child		Parents/Home-caregivers engage with small groups of children in picture book/story telling/reading				
	Let's explore!  20 mins	AWW picks a learning outcome & provides toys/TLM for engaging children & observes their play Parents/Home-caregivers use provided TLM to engage in learning outcome specific play/conversations AWW joins small/large groups & records observations on child's current learning level Joint efforts to ensure child plays with other children & shares/exchanges toys/conversations				AWC	COLOURS	SHAPES	NUMBERS	USE OF SENSES	BOOKS
	Let's hear and talk!  20 mins	AWW & Parents/Home-caregivers engage children in active conversations on different topics Encourage free/semi-structured conversations one-on-one & in small groups to give attention to all AWW joins one-on-one & small group conversations & records observations on child's current language & communication skills Include, give mindful attention & praise all children, welcome all talks without dismissing children.				MY BODY & ME	FAMILY & FRIENDS	NEIGHBOURHOOD	LISTEN & RESPOND TO INSTRUCTIONS	IMITATE/RECOGNISE SOUNDS	THEMES LIKE SEASONS, FESTIVALS, FOOD ETC.
	Let's create!  30 mins	AWW & Parents/Home-caregivers provide opportunities to express via art/craft AWW records observations on child's current fine-gross motor/creative/cognitive skills Together they create routines, rules, plan activities to help child feel welcomed & secure Include, give mindful attention & praise all children for their efforts - put their creations for display in centre				MODEL OF CENTER	ROUTINE	RULES	INDIVIDUALISED PORTFOLIO BOX	FREE ART/CRAFT	BODY MOVEMENT/MUSIC PATTERNS
<b>Lunch and Rest (30min)</b>											
REFLECT AND WRAP	Let's get active! Provide different play materials for choice based play  30 mins	Provide safe outdoor, boundary space and equipment for play.		Build obstacle paths, floor games that children can naturally engage in with others. Organise group games.			Parents/Home-caregivers & AWWs participate with children in group games & encourage sharing & turn taking.				
	Let's reflect!  20 mins	Free conversation Revisit the day & experiences, talk about who child made friends with, experiences/activities enjoyed	Recap	Favourite Activity Parents/Home-caregivers & AWW to set up a good bye ritual for each child	Clean Up	Share about next day	Bye-bye Parents/Home-caregivers to gradually reduce participation & presence in AWC				




## Active Play Based Learning Plan

The following 18 week plan is a core part of the learning cycle of the children in the Anganwadi Centre. Take up all the activities mentioned for each day to ensure children achieve all the learning outcomes and get sufficient opportunity to reinforce their previous learnings as well.





# WEEK 1



## WHAT CHILDREN WOULD LEARN:

- Understands need for a clean, organized classroom and maintaining personal hygiene
- Recognises and explores different shapes and colours
- Identifies common animals, birds, fruits & vegetables & learns about their characteristics

- Identifies, describes one's role with different people & describes common objects and pictures
- Explores and uses different materials to make visual art work
- Develops listening skills: recognises common sounds, distinguishes between high & low pitch, identifies beginning sounds of words

LEARNING TIME	MONDAY	TUESDAY	WEDNESDAY	THURSDAY	FRIDAY	SATURDAY
<b>WELCOME &amp; FREE PLAY</b> Let's get started!  Welcome  Warm up  Hygiene check  Attendance  Weather  Free conversation						
Let's play!  Provide different play materials for choice based play						

### Snack (10mins)

LEARNING AND PLAY	MONDAY	TUESDAY	WEDNESDAY	THURSDAY	FRIDAY	SATURDAY
Let's weave wonders!   Story telling: Gratitude Towards Family & Friends	Singing Rhymes: Vegetables	Story telling: Environment	Story Telling: Friendship & Co-operation	Singing Rhymes: Body Parts	Free Picture Book/Story Book Reading Time	
Let's explore!   Animals Around Us: Identify & describe common animals	Colours around us: Identify, Find & Sort	Shapes around us: Identify, Find, Create & Sort	Exploring My Anganwadi Centre	Animals Around Us: Identify & describe common animals	Weekly Worksheet:	
Let's hear and talk!   My Family & Me: Introduce, Talk About Self & Family	Guess the sound: Create, recognise & Differentiate	Who am I?: Guess, Identify & Describe objects	Playing with Sounds: Identify & Differentiate beginning/ending sounds	Guess the sound: Create, recognise & Differentiate	• 3-4: Colouring (Pg. 1) • 4-5: Shapes (Pg. 17), Picture Sound Matching (Pg. 45) • 5-6: Domestic & Wild Animals (Pg. 4)	
Let's create!   Stamp & Print: Fruits & Vegetables Create & Guess impressions	Artistic Adventure: Free Painting & Drawing	Sandy Discoveries: Free Sand Play	My Storage Box: Decorate & Create Personal Storage Box	Paper Ball Mosaic: Make & Paste Paper Balls on Different Drawings	Observation Based Reinforcement Activities	
Let's appreciate!   Keep Me Where I Belong: Sort & Store Objects Appropriately	Grow a Plant: Nurture, Understand Parts & Function	Scavenger Hunt: Find Objects of Different Colour &/or Shape	My Family & Me: Introduce-Talk about self & family	Loud or Soft: Identify sounds, Distinguish & Create Different Pitch Sounds	Choice based free indoor/outdoor play OR Community Visit Prepare for Following Week	

### Lunch and Rest (30min)


<b>REFLECT AND WRAP</b> Let's get active!  Provide different outdoor play materials for choice based play						
Let's reflect!  Free conversation  Recap  Favourite Activity  Clean Up  Share about next day  Bye-bye						

## HOME LEARNING ACTIVITIES


Walk around the house & talk about belongings- who possesses what, where are things stored, why is it important to keep things in their place etc.

Look at old family pictures or talk about family members- name, relationship with child, favourite memory with them. Look at pictures in magazines, newspapers & talk about different types of families.

Under adult supervision, sit with child in kitchen or walk to a vegetable vendor and identify different fruits and vegetables-talk about their colour, taste etc.



# WEEK 2



## WHAT CHILDREN WOULD LEARN:

- Ensures a clean organised classroom and maintain personal hygiene
- Differentiates between shapes, colours and their shades
- Develops vocabulary for understanding concepts, uses theme-specific terms in conversations and develops phonological awareness

- Identifies and describes one's role with different people & displays affection towards others
- Explores and uses different materials to make visual art work and creates imprints
- Distinguishes between high and low pitches in sound

LEARNING TIME	MONDAY	TUESDAY	WEDNESDAY	THURSDAY	FRIDAY	SATURDAY
<b>WELCOME &amp; FREE PLAY</b>	Let's get started!  Welcome	Warm up	Hygiene check	Attendance	Weather	Free conversation
Let's play!	Provide different play materials for choice based play					


### Snack (10mins)

LEARNING AND PLAY	MONDAY	TUESDAY	WEDNESDAY	THURSDAY	FRIDAY	SATURDAY
Let's weave wonders!	Singing Rhymes: Vegetables	Singing Rhymes: Body Parts	Story Telling: Gratitude Towards Family & Friends	Story Telling: Environment	Story Telling: Friendship & Cooperation	Free Picture Book/Story Book Reading Time
Let's explore!	Exploring My Anganwadi Centre	Colours around us: Identify, Find & Sort	Shapes around us: Identify, Find, Create & Sort	Playing with jigsaw puzzles: Complete & Identify Missing Parts	Colours around us: Identify, Find & Sort	Weekly Worksheet: <ul style="list-style-type: none"> <li>• 3-4: Trace &amp; Colour (Pg.5), Free Drawing (Pg.28)</li> <li>• 4-5: Classification - Flying/Non flying Animals (Pg. 23), Concept of Colour: Orange (Pg. 21)</li> <li>• 5-6: Shapes (Pg. 3) &amp; free drawing(Pg. 5)</li> </ul>
Let's hear and talk!	Guess the sound: Create, recognise & Differentiate	Playing with Sounds: Identify & Differentiate beginning/ending sounds	Animals Around Us- Identify & Describe Common Animals	Who am I?: Guess, Identify & Describe Objects	Understanding Myself: My Choices/ Preferences /Likes/ Dislikes etc.	Observation Based Reinforcement Activities
Let's create!	Fun with Shapes: Draw, Colour, Trace & Paint Shapes	Stamp & Print: Fruits & Vegetables Create & Guess impressions	Origami Fun: Paper Folding	Sandy Discoveries: Free Sand Play	Artistic Adventure: Free Painting & Drawing	Choice based free indoor/outdoor play OR Community Visit
Let's appreciate!	My Family & Me: Introduce, Talk About Self & Family	Clean, Clean, Clean: Learn Why, When & How About Washing Hands	Loud or Soft: Identify sounds, Distinguish & Create Different Pitch Sounds	Scavenger Hunt: Find Objects of Different Colour &/or Shape	Grow a Plant: Nurture, Understand Parts & Function	Prepare for Following Week

### Lunch and Rest (30min)

<b>REFLECT AND WRAP</b>	Let's get active!	Provide different outdoor play materials for choice based play
Let's reflect!	Free conversation	Recap  Favourite Activity  Clean Up  Share about next day  Bye-bye

### HOME LEARNING ACTIVITIES




Collect common household items that make distinctive sounds (e.g., keys, spoon, bell). Blindfold child, make a sound & have them guess it.

Collect household items like bottle caps, sponges, or cut vegetables. Encourage child to dip in paint, stamp on paper to create art/patterns. Help to identify colours.

Take child around neighborhood, help identify animals & talk about them- colour, what they eat, where they stay, sound they produce etc.



# WEEK 3



## WHAT CHILDREN WOULD LEARN:

- Identifies and describes common objects, people, pictures, places, tools and learns to express gratitude towards people who help.
- Begins to use personal care objects and maintains personal hygiene.
- Identifies missing parts of pictures and arranges objects in order up to three levels.
- Explores and uses different materials to make visual art work and creates imprints

- Differentiates between shapes, colours, and their shades
- Develops vocabulary for understanding concepts, uses theme-specific terms in conversations and develops phonological awareness.
- Distinguishes between smells and sounds; Identifies and categorizes them basis similarity and differences.

LEARNING TIME	MONDAY	TUESDAY	WEDNESDAY	THURSDAY	FRIDAY	SATURDAY
<b>WELCOME &amp; FREE PLAY</b> Let's get started!  Welcome  Warm up  Hygiene check  Attendance  Weather  Free conversation						
Let's play!  Provide different play materials for choice based play						

### Snack (10mins)

LEARNING AND PLAY	MONDAY	TUESDAY	WEDNESDAY	THURSDAY	FRIDAY	SATURDAY
Let's weave wonders!    Singing Rhymes: Handwashing & Personal Hygiene <span style="float: right;">2.3</span>	Singing Rhymes: Fruits <span style="float: right;">2.4</span>	Story Telling: Community Helpers <span style="float: right;">1.4</span>	Singing Rhymes: Body Parts <span style="float: right;">2.2</span>	Story Telling: Community Helpers <span style="float: right;">1.4</span>	Free Picture Book/Story Book Reading Time <span style="float: right;">4</span>	
Let's explore!   Vegetables Around Us: Identify and name vegetables <span style="float: right;">10</span>	Colours around us: Identify, Find & Sort <span style="float: right;">7</span>	Exploring My Anganwadi Centre <span style="float: right;">9</span>	Shapes around us: Identify, Find, Create & Sort <span style="float: right;">8</span>	Colours around us: Identify, Find & Sort <span style="float: right;">7</span>	Weekly Worksheet: • 3-4: Tracing the dots (Pg. 14) & Concept of shape- circle (Pg. 33) • 4-5: Fruits & vegetables (Pg. 11), Collage work: Maize (Pg. 1) • 5-6: Collage work (Pg. 1)	
Let's hear and talk!   Smell & Tell: Identify, Distinguish as Pleasant/ Unpleasant <span style="float: right;">39</span>	Playing with Sounds: Identify & Differentiate beginning/ending sounds <span style="float: right;">38</span>	Health & Hygiene: Discussion on Routine, Body Parts, Tools to Clean <span style="float: right;">40</span>	Our community helpers: Name, Identify Role, Tools Used <span style="float: right;">41</span>	Understanding Myself: My Choices/ Preferences /Likes/ Dislikes etc. <span style="float: right;">57</span>	Observation Based Reinforcement Activities	
Let's create!   Paper Ball Mosaic: Make & Paste Paper Balls on Different Drawings <span style="float: right;">67</span>	Animal Face Mask: Create & Role Play <span style="float: right;">69</span>	Thank You Card: Express Gratitude to All Helpers <span style="float: right;">70</span>	Stamp & Print: Fruits & Vegetables Create & Guess impressions <span style="float: right;">63</span>	Thank You Card: Express Gratitude to All Helpers <span style="float: right;">70</span>	Choice based free indoor/outdoor play OR Community Visit	
Let's appreciate!   Nature Exploration: Categorize pictures/objects in groups <span style="float: right;">100</span>	Clean, Clean, Clean: Learn Why, When & How About Washing Hands <span style="float: right;">99</span>	My Family & Me: Introduce, Talk About Self & Family <span style="float: right;">35</span>	All We Use: Match Objects with their Uses <span style="float: right;">101</span>	Scavenger Hunt: Find Objects of Different Colour &/or Shape <span style="float: right;">97</span>	Prepare for Following Week <span style="float: right;">62</span>	

### Lunch and Rest (30min)


<b>REFLECT AND WRAP</b> Let's get active!  Provide different outdoor play materials for choice based play						
Let's reflect!  Free conversation  Recap  Favourite Activity  Clean Up  Share about next day  Bye-bye						

## HOME LEARNING ACTIVITIES


Go on a nature walk with child and collect different things like twigs, stones, leaves, flowers etc. Encourage child to identify these, dip in paint, stamp on paper to create art/patterns. Help to identify colours.

Take child around neighbourhood and encourage conversation with different community helpers. Help in understanding their profession, tools they use, how they help others and express gratitude.

Blindfold the child and encourage them to taste and smell different things. Help them identify the source of smell and categorise as pleasant/unpleasant, good/bad, dangerous smells etc.



# WEEK 4



## WHAT CHILDREN WOULD LEARN:

- Identifies and describes one's role in various interactions, expresses affection, and describes common objects, people, and pictures.
- Begins using personal care items and practices personal hygiene.
- Distinguishes shapes, colours, and their shades,
- Makes relative comparisons between objects basis number, length, size, volume, and weight.

- Identifies & distinguishes between smell and taste of objects; Shares and categorizes basis different their characteristics.
- Follows simple instructions and arranges objects in order up to three levels.
- Develops vocabulary for understanding concepts, uses theme-specific terms in conversations and develops phonological awareness.

LEARNING TIME	MONDAY	TUESDAY	WEDNESDAY	THURSDAY	FRIDAY	SATURDAY
<b>WELCOME &amp; FREE PLAY</b> Let's get started!  Welcome  Warm up  Hygiene check  Attendance  Weather  Free conversation						
Let's play!  Provide different play materials for choice based play						

### Snack (10mins)

LEARNING AND PLAY	MONDAY	TUESDAY	WEDNESDAY	THURSDAY	FRIDAY	SATURDAY
Let's weave wonders!    Singing Rhymes: Relational Concepts- Big-Small, Tall-Short etc. 2.5	Singing Rhymes: Vegetables 2.1	Story Telling: Community Helpers 1.4	Singing Rhymes: Body Parts 2.2	Story Telling: Environment 1.2	Creating Picture/Word Wall 115	
Let's explore!   Colours around us: Identify, Find & Sort 7	Let's Compare: Understand & Compare Basis Number, Length, Size, Weight, Volume 11	Animals Around Us: Identify & Describe Common Animals 6	Shapes around us: Identify, Find, Create & Sort 8	Fruits Around Us: Identify and name fruits 12	Monthly ECCE Day Discuss with Caregivers- • Importance of ECCE • Domains of Development • Oath to spend 30 minutes daily in play based learning activities with child	
Let's hear and talk!   Smell & Tell: Identify, Distinguish as Pleasant/Unpleasant 39	Food Chart: Name, Identify Taste, Distinguish as Healthy/Unhealthy 42	Playing with Sounds: Identify & Differentiate beginning/ ending sounds 38	Smell & Tell: Identify, Distinguish as Pleasant/Unpleasant 39	Our Community Helpers: Name, Identify Role, Tools Used 41		
Let's create!   Stamp & Print: Fruits & Vegetables Create & Guess impressions 63	Animal Face Mask: Create & Role Play 69	Artistic Adventure: Free Painting & Drawing 64	Let's Cook: Make Fruit and Vegetable Chaat 71	Fun with Clay: Compare Creations using Relational Vocabulary 72		
Let's appreciate!   Follow the instructions: Body Movements 47	All We Use: Match Objects with their Uses 101	Our Community Helpers: Name, Identify Role, Tools Used 41	My Family & Me: Introduce, Talk About Self & Family 35	Scavenger Hunt: Find Objects of Different Colour &/or Shape 97		

### Lunch and Rest (30min)

<b>REFLECT AND WRAP</b> Let's get active!  Provide different outdoor play materials for choice based play						
Let's reflect!  Free conversation  Recap  Favourite Activity  Clean Up  Share about next day  Bye-bye						

### HOME LEARNING ACTIVITIES

Encourage children to find objects of different shapes around the house, trace their boundary with finger, name and describe the characteristics of each shape. Encourage them to draw shapes in air, water, sand.


Put coloured powder on the child's hands, representing germs. Have them shake hands, touch surfaces, & interact with others. Discuss how the "germs" spread & importance of handwashing. Role-play how to wash hands properly.

Play a guessing game on tools/objects with children- give cues on use, look, characteristics- include objects like remote, phone, stethoscope, computer, hammer, weighing scale, helmet etc.





# WEEK 5



## WHAT CHILDREN WOULD LEARN:

- Differentiates between shapes, colours, and their shades and compares objects based on quantities, shapes, measurements length, volume & weight.
- Uses different materials to make visual artwork and exhibits motor control.
- Eats a variety of food from different food groups, explores different tastes and textures, and follows picture recipes to prepare simple snacks.

- Identifies and describes common objects, people, pictures; shows kindness towards animals and plants.
- Begins to use personal care objects, maintains personal hygiene and ensures classroom cleanliness.
- Answers simple questions about events and phenomenon and makes causal connections.
- Differentiates fragrance of flowers, perfumes, food items and sorts objects into groups based on size, length, height, and weight

	LEARNING TIME	MONDAY	TUESDAY	WEDNESDAY	THURSDAY	FRIDAY	SATURDAY						
WELCOME & FREE PLAY	Let's get started!	25 mins	Welcome	Warm up	Hygiene check	Attendance	Weather	Free conversation					
	Let's play!	30 mins	Provide different play materials for choice based play										

### Snack (10mins)

	LEARNING AND PLAY	MONDAY	TUESDAY	WEDNESDAY	THURSDAY	FRIDAY	SATURDAY	
LEARNING AND PLAY	Let's weave wonders!	20 mins	Singing Rhymes: Handwashing & Personal Hygiene 2.3	Story Telling: Conflict Resolution 1.5	Story Telling: Family & Relationships 1.6	Singing Rhymes: Relational Concepts- Big-Small, Tall-Short etc. 2.5	Story Telling: Road Safety 1.7	Free Picture book/Story Book Reading Time 4
	Let's explore!	30 mins	Let's Compare: Understand & Compare Basis Number, Length, Size, Weight, Volume 11	Colours Around Us: Identify, Find & Sort 7	Experiment with Water: See what sinks, floats, dissolves, settles, changes colour etc. 13	Colours & Shades: Identify, Create, Compare & Match 14	Shapes around us: Identify, Find, Create & Sort 8	Weekly Worksheet: • 3-4: Collage work (Pg. 18), Concept of length (Pg. 19) • 4-5: Concept of Colour: Green (Pg. 8), Shapes (Pg. 39) • 5-6: Collage work (Pg. 11)
	Let's hear and talk!	20 mins	Family: Talk about relationships, draw family tree, role-play 43	Daily Routine: Talk, Identify, Relate to Time of Day & Other Activities 44	Road Safety: Understand & Role Play Rules 45	Understanding Myself: My Choices/ Preferences /Likes/ Dislikes etc. 57	Food Chart: Name, Identify Taste, Distinguish as Healthy/Unhealthy 42	Observation Based Reinforcement Activities  Choice based free indoor/outdoor play OR Community Visit
	Let's create!	25 mins	Food Magic: Recognise Smell, Taste, Texture & Cook 73	Artistic Adventure: Tearing and Pasting 74	Fun with Clay: Compare Creations using Relational Vocabulary 72	Artistic Adventure: Free Painting & Drawing 64	Shelter: Talk About Need & Create Using Different Materials 75	
	Let's appreciate!	20 mins	Experiment with Air: Observe what blows in wind and what does not 102	Clean, Clean, Clean: Learn Why, When & How About Washing Hands 99	Sorting Activity: Sort basis colour, shape, size & other criteria 103	Scavenger Hunt: Find Objects of Different Colour &/or Shape 97	Road Safety: Understand & Role Play Rules 45	Prepare for Following Week 62

### Lunch and Rest (30min)

REFLECT AND WRAP	Let's get active!	20 mins	Provide different outdoor play materials for choice based play										
	Let's reflect!	10 mins	Free conversation	Recap	Favourite Activity	Clean Up	Share about next day	Bye-bye					

## HOME LEARNING ACTIVITIES




Talk to children about routine & its importance. Help them identify and create one for themselves- they can draw and paste this in eye-sight. Example: Morning routine, Hygiene routine, night routine, meal-time routine etc.

Engage children in sorting tasks at home basis different criteria. They can sort fruits-vegetables, pulses, utensils, clothes according to type/colour/taste/size/use/who they belong to etc.

Under careful supervision, take children to a red light crossing and guide to observe traffic movement, safety rules being followed, safe use of helmet/seat belt/footpath/zebra-crossing etc.

# WEEK 6



## WHAT CHILDREN WOULD LEARN:

- Compares objects based on length and weight, arranging up to three levels based on size.
- Initiates play with other children and demonstrates a preference for playing with familiar children
- Predicts outcomes, including colours when mixing, and makes predictions based on causal relationships to answer questions related to natural phenomena.

- Explores large and small sizes in creating visual artworks, including three-dimensional forms and imprints, using various materials.
- Identifies self as a member of a family, talks about close family members, matches objects to their relationships/use and engages in imaginative play using objects.
- Eats a variety of food from different food groups and identifies healthy and unhealthy food items

LEARNING TIME	MONDAY	TUESDAY	WEDNESDAY	THURSDAY	FRIDAY	SATURDAY
<b>WELCOME &amp; FREE PLAY</b> Let's get started!  Welcome  Warm up  Hygiene check  Attendance  Weather  Free conversation						
Let's play!  Provide different play materials for choice based play						

### Snack (10mins)

LEARNING AND PLAY	MONDAY	TUESDAY	WEDNESDAY	THURSDAY	FRIDAY	SATURDAY
Let's weave wonders!   Singing Rhymes: Relational Concepts- Big-Small, Tall-Short etc.	Story Telling: Animals- Domestic & Wild	Story Telling: Conflict Resolution	Singing Rhymes: Let's Eat Healthy!	Let's Describe Pictures: Talk and discuss what one can see	Free Picture book/Story Book Reading Time	
Let's explore!   Colours around us: Identify, Find & Sort	Playing with jigsaw puzzles: Complete & Identify Missing Parts	Experiment with Water: See what sinks, floats, dissolves, settles, changes colour etc.	Let's Compare: Understand & Compare Basis Number, Length, Size, Weight, Volume	Shapes around us: Identify, Find, Create & Sort	Weekly Worksheet: • 3-4: Concept of numbers (Pg. 37) & Concept of colour - Yellow (Pg. 32) • 4-5: Concept of length (Pg. 6), Functional Association (Pg. 14) • 5-6: Picture sound matching (Pg. 26)	
Let's hear and talk!   Things Around Us: Identify & Describe fruits, vegetables, animals & birds	Family: Talk about relationships, draw family tree, role-play	Daily Routine: Talk, Identify, Relate to Time of Day & Other Activities	Playing with Sounds: Identify & Differentiate beginning/ending sounds	Health & Hygiene: Discussion of body parts and tools		
Let's create!   Stamp & Print: Create & Guess impressions	Fun with Clay: Compare Creations using Relational Vocabulary	Origami Fun: Paper Folding	Stamping & Painting: Things Around Me	How my family looks!: Draw, Paint, Create Using Clay	Observation Based Reinforcement Activities	
Let's appreciate!   All We Use: Match Objects with their Uses	Experiment with Air: Observe what blows in wind and what does not	Scavenger Hunt: Find Objects of Different Colour &/or Shape	Colours & Shades: Identify, Create, Compare & Match	Our Community Helpers: Name, Identify Role, Tools Used	Choice based free indoor/outdoor play OR Community Visit	Prepare for Following Week

### Lunch and Rest (30min)

<b>REFLECT AND WRAP</b> Let's get active!  Provide different outdoor play materials for choice based play						
Let's reflect!  Free conversation  Recap  Favourite Activity  Clean Up  Share about next day  Bye-bye						

## HOME LEARNING ACTIVITIES




Provide primary colours of paint (red, blue, yellow) and bowls. Let children experiment with mixing colours to create secondary colours. Encourage them to use white and black paints to change the shade of colours.

Take the children on a nature walk to collect leaves, flowers, or interesting textures. Roll out a piece of clay and ask them to press the collected items onto the clay to create imprints. They can also sort their collections basis different criteria.

Under guided supervision, give children a tub of water and encourage them to experiment by putting different things in it and checking what sinks and what floats.



# WEEK 7



## WHAT CHILDREN WOULD LEARN:

- Shares information about self & family, uses vocabulary acquired from specific themes, and identifies and describes common objects.
- Compares objects lengths & weights, distinguishing longer/shorter & heavier/lighter and sorts them into three groups based on size, length, height, and weight..
- Identifies self as a member of a family, neighbourhood, school and city,

- Explores art instruments while creating marks, lines and other imagery in visual arts.
- Distinguishes fast and slow tempo while exploring rhythm and produces a variety of sounds and body movements according to beats.
- Follows simple instructions and identifies modes of shapes, colours, modes of transport, celestial bodies, digital & non-digital tools

LEARNING TIME	MONDAY	TUESDAY	WEDNESDAY	THURSDAY	FRIDAY	SATURDAY
<b>WELCOME &amp; FREE PLAY</b> Let's get started!  Welcome  Warm up  Hygiene check  Attendance  Weather  Free conversation						
Let's play!  Provide different play materials for choice based play						

### Snack (10mins)

LEARNING AND PLAY	MONDAY	TUESDAY	WEDNESDAY	THURSDAY	FRIDAY	SATURDAY
Let's weave wonders!    Singing Rhymes: Different Types of Transport and Sounds	Story Telling: Family & Relationships	Story Telling: Our Universe (Sun, stars, moon, planets etc.)	Singing Rhymes: Relational Concepts- Big-Small, Tall-Short etc.	Let's Describe Pictures: Talk and discuss what one can see	Free Picture book/Story Book Reading Time	
Let's explore!   Colours & Shades: Identify, Create, Compare & Match	Explore Technology: Identify Tools & Understand Uses	Let's Compare: Understand & Compare Basis Number, Length, Size, Weight, Volume	Fun with Colours: Sort, Match, Mix & Create Colours	Explore Technology: Identify Tools & Understand Uses	Weekly Worksheet: • 3-4: Concept of colour-blue (Pg. 29), Concept of size (Pg. 11) • 4-5: Concept of distance (Pg. 4), Sequence of events(Pg. 35) • 5-6: Concept of weight (Pg. 2)	
Let's hear and talk!   Follow the instructions: Body Movements	Health & Hygiene: Discussion of body parts and tools	Family: Talk about relationships, draw family tree, role-play	Daily Routine: Talk, Identify, Relate to Time of Day & Other Activities	Food Chart: Name, Identify Taste, Distinguish as Healthy/Unhealthy	Observation Based Reinforcement Activities	
Let's create!   Artistic Adventure: Free Painting & Drawing	Fun with Clay: Compare Creations using Relational Vocabulary	Paper Ball Mosaic: Make & Paste Paper Balls on Different Drawings	Create with Clay: Make Different Tools, Discuss & Use for Role-play	Lets Dance!: Create body movement patterns & perform to fast/slow beats	Choice based free indoor/outdoor play OR Community Visit	
Let's appreciate!   Sorting Activity: Sort basis colour, shape, size & other criteria	Our Community Helpers: Name, Identify Role, Tools Used	Means of Transport: Identify, Describe & Compare	Scavenger Hunt: Find Objects of Different Colour &/or Shape	How my family looks!: Draw, Paint, Create Using Clay	Prepare for Following Week	

### Lunch and Rest (30min)

<b>REFLECT AND WRAP</b> Let's get active!  Provide different outdoor play materials for choice based play						
Let's reflect!  Free conversation  Recap  Favourite Activity  Clean Up  Share about next day  Bye-bye						

## HOME LEARNING ACTIVITIES




Provide old magazines or newspapers and encourage the children to cut or tear different modes of transport they spot and create a collage- talk about each & compare/contrast with others.

Take the child out on different days & times to observe the morning & night sky. Talk about what they see & how the sky changes. Talk about sunrise-sunset, different shapes of moon, star arrangement/patterns etc.

Play different types of music and encourage children to dance to beats. Excite them to make their own dance moves and perform suiting the beats you make using easily available materials.

# WEEK 8



## WHAT CHILDREN WOULD LEARN:

- Practices hygiene independently by washing hands, using personal care items and adopts safety outdoors.
- Matches, sorts and classifies shapes of various sizes and colours; recognises and repeats patterns.

- Builds and uses vocabulary and understands themes like seasons, transport, sky, routine etc.
- Identifies and describes common objects on their own & narrates daily experiences.
- Creates three-dimensional forms by rolling and patting materials like clay or dough and produces imprints using blocks, stencils, found objects, and natural materials.

LEARNING TIME	MONDAY	TUESDAY	WEDNESDAY	THURSDAY	FRIDAY	SATURDAY
<b>WELCOME &amp; FREE PLAY</b> Let's get started!  Welcome  Warm up  Hygiene check  Attendance  Weather  Free conversation						
Let's play!  Provide different play materials for choice based play						

### Snack (10mins)

LEARNING AND PLAY	MONDAY	TUESDAY	WEDNESDAY	THURSDAY	FRIDAY	SATURDAY
Let's weave wonders!  Story Telling: Family & Relationships	Story Telling: Conflict Resolution	Singing Rhymes: Handwashing & Personal Hygiene	Story Telling: Our Universe (Sun, stars, moon, planets etc.)	Singing Rhymes: Relational Concepts- Big-Small, Tall-Short etc.	Creating Picture/Word Wall	
Let's explore!  Find the Odd Picture/Object Out	Shapes Around Us: Identify, Find, Create & Sort	Pattern Making: Recognise, Repeat, Extend & Create Patterns	Find the Odd Picture/Object Out	Let's Compare: Understand & Compare Basis Number, Length, Size, Weight, Volume	Monthly ECCE Day Discuss with Caregivers- • Learning corners: Children demonstrate progress • Child Portfolio • Needs & Learning Curve of each child	
Let's hear and talk!  Who am I?: Touch, Feel & Guess	Explore Seasons: Name & Understand Characteristics	Daily Routine: Talk, Identify, Relate to Time of Day & Other Activities	Family: Talk about relationships, draw family tree, role-play	Spatial Concepts: Understand in/out, over/under, top/bottom, front/back etc.		
Let's create!  Artistic Adventure: Tearing and Pasting	Fun with Patterns: Create Art/Craft/ Beading/Body-Movement Patterns	Role Play: Understanding family, relationships & professions	Fun with Clay: Compare Creations using Relational Vocabulary	Stamping & Painting: Things around me		
Let's appreciate!  Nature Walk: Sort & classify different objects	Road Safety: Understand & Role Play Rules	Animals, insects & birds around me: Identify, Name & Describe	Explore Seasons: Name & Understand Characteristics	Means of Transport: Identify, Describe & Compare		

### Lunch and Rest (30min)

<b>REFLECT AND WRAP</b> Let's get active!  Provide different outdoor play materials for choice based play										
Let's reflect!  Free conversation  Recap  Favourite Activity  Clean Up  Share about next day  Bye-bye										

### HOME LEARNING ACTIVITIES

Collect and display various textured items from around the house (soft fabrics, rough surfaces, smooth objects). Blindfold the child and let them feel each item, guessing the object & identifying the texture.


Using objects of daily use- make small groups and encourage children to identify the odd one out & share the reason for selection. Like a set of 2 spoons & 1 bowl, 2 red vegetables & 1 green, 3 red colour things & 1 black etc

Provide paper and crayons. Ask children to draw a family picture, including themselves and each family member and their pets.





# WEEK 9



## WHAT CHILDREN WOULD LEARN:

- Shares experiences using learnt vocabulary in class & identifies rhyming words
- Predicts, experiments and explores mixing colours, rolling-sliding object
- Compares the lengths and weights of two objects, and sort objects into three groups based on their sizes.

- Identifies feelings, explores smell/tastes/textures/patterns/spatial & positional concepts
- Creates marks, lines, scribbles, and other two-three dimensional imagery in visual artworks.
- Gets introduced to age-appropriate number vocabulary, understanding & counting in the correct sequence.

LEARNING TIME	MONDAY	TUESDAY	WEDNESDAY	THURSDAY	FRIDAY	SATURDAY
<b>WELCOME &amp; FREE PLAY</b> Let's get started!  Welcome  Warm up  Hygiene check  Attendance  Weather  Free conversation						
Let's play!  Provide different play materials for choice based play						

### Snack (10mins)

LEARNING AND PLAY	MONDAY	TUESDAY	WEDNESDAY	THURSDAY	FRIDAY	SATURDAY
Let's weave wonders!   Story Telling: Road Safety  Singing Rhymes: Spatial & Positional Concepts  Story Telling: Conflict Resolution  Singing Rhymes: Spatial & Positional Concepts  Let's Describe Pictures: Talk and discuss what one can see  Free Picture book/Story Book Reading Time						
Let's explore!   Find the Odd Picture/Object Out  Fun with Colours: Sort, Match, Mix & Create Colours  Introduction to Numbers: Match & Count  Pattern Making: Recognise, Repeat, Extend & Create Patterns  Introduction to Numbers: Match & Count  Weekly Worksheet:						
Let's hear and talk!   Spatial Concepts: Understand in/out, over/under, top/ bottom, front/back etc.  Finding Rhyming Words: Recognise, Identify, Create Strings  Food Chart: Name, Identify Taste, Distinguish as Healthy/Unhealthy  Finding Rhyming Words: Recognise, Identify, Create Strings  Spatial Concepts: Understand in/out, over/under, top/bottom, front/back etc.						
Let's create!   Origami Fun: Paper Folding  Fun with Patterns: Create Art /Craft / Beading/Body-Movement Patterns  Create with Clay: Make Different Tools, Discuss & Use for Role-play  Role Play: Understanding family, relationships & professions  Artistic Adventure: Tearing and Pasting						
Let's appreciate!   Roll & Slide: Predict, Experiment, Find out  What am I feeling?: Talk, Label, Understand Emotions  Nature Walk: Sort & classify different objects  How my family looks!: Draw, Paint, Create Using Clay  What am I feeling?: Talk, Label, Understand Emotions						

### Lunch and Rest (30min)

<b>REFLECT AND WRAP</b> Let's get active!  Provide different outdoor play materials for choice based play						
Let's reflect!  Free conversation  Recap  Favourite Activity  Clean Up  Share about next day  Bye-bye						

### HOME LEARNING ACTIVITIES




Encourage family role-playing: have each member take on roles, discuss relationships, and explore professions for a fun, interactive learning experience at home.

Facilitate discussion on feelings and have open conversations with children, encouraging them to name, identify and share their feelings, understand yours and associate feelings with situations.

Utilize everyday objects to create simple and complex patterns. Encourage children to first identify and copy patterns, then extend and create by themselves.

# WEEK 10



## WHAT CHILDREN WOULD LEARN:

- Gets introduced to age-appropriate number vocabulary; understanding & counting in the correct sequence.
- Identifies rhyming words & common alphabets of L-One language, associating them with sound.
- Converses with peers and teachers and applies known information in a new context.

- recognises repeating patterns & extends simple patterns of objects/ pictures/ shapes etc.
- Associates emotions with words & facial expressions, expressing emotions through verbal and non-verbal modes such as gestures and drawings.
- Produces a variety of speech, movements, sounds, and visual art works in collaboration with peers.

LEARNING TIME	MONDAY	TUESDAY	WEDNESDAY	THURSDAY	FRIDAY	SATURDAY
<b>WELCOME &amp; FREE PLAY</b> Let's get started!  Welcome  Warm up  Hygiene check  Attendance  Weather  Free conversation						
Let's play!  Provide different play materials for choice based play						

### Snack (10mins)

LEARNING AND PLAY	MONDAY	TUESDAY	WEDNESDAY	THURSDAY	FRIDAY	SATURDAY
Let's weave wonders!   Singing Rhymes: Numbers & Counting & Counting	Singing Rhymes: Different Types of Transport and Sounds	Singing Rhymes: Numbers & Counting	Story Telling: Our Universe (Sun, stars, moon, planets etc.)	Let's Describe Pictures: Talk and discuss what one can see	Free Picture book/Story Book Reading Time	
Let's explore!   Colours around us: Identify, Find & Sort	Pattern Making: Recognise, Repeat, Extend & Create Patterns	Colours around us: Identify, Find & Sort	Introduction to Numbers: Match & Count	Find the Odd Picture/Object Out	Weekly Worksheet: • 3-4: Concept of shape (Pg. 43) • 4-5: Spot the difference (Pg. 31), Object matching (Pg. 14) • 5-6: Letter shape identification (Pg. 12), Pattern completion (Pg. 15)	
Let's hear and talk!   Spatial Concepts: Understand in/out, over/under, top /bottom, front/back	Finding Rhyming Words: Recognise, Identify, Create Strings	Who am I?: Guess, Identify & Describe objects	Colours around us: Identify, Find & Sort	Recognise Alphabets: Identify & Associate common alphabets of L1 with sound		
Let's create!   Identify, Draw & Share Feelings	Origami Fun: Paper Folding	Lets Dance!: Create body movement patterns & perform to fast/slow beats	Food Magic: Recognise Smell, Taste, Texture & Cook	Paper Ball Mosaic: Make & Paste Paper Balls on Different Drawings Mosaic Art	Observation Based Reinforcement Activities	
Let's appreciate!   Keep Me Where I Belong: Sort & Store Objects Appropriately	Can you find me?: Find objects basis shared criteria	Sorting Activity: Sort basis colour, shape, size & other criteria	Nature Walk: Sort & classify different objects	Means of Transport: Identify, Describe & Compare	Choice based free indoor/outdoor play OR Community Visit	Prepare for Following Week

### Lunch and Rest (30min)

<b>REFLECT AND WRAP</b> Let's get active!  Provide different outdoor play materials for choice based play						
Let's reflect!  Free conversation  Recap  Favourite Activity  Clean Up  Share about next day  Bye-bye						

## HOME LEARNING ACTIVITIES




Encourage children to draw/paint a set of Emojis/ Faces depicting different feelings like- happiness, sadness, anger, fear, surprise, nervousness etc. Use these to talk about and share feelings.

Sing different rhymes/songs/folklore with children & encourage them to identify the different rhyming words & clap when they hear them. Have fun creating rhyming strings of sensical/non-sensical words.

Play food guessing games with children daily. Encourage them to guess the food cooked or available basis smell, taste & other cues given by you.



# WEEK 11



## WHAT CHILDREN WOULD LEARN:

- Begins to visually recognise and connect commonly occurring letters to corresponding sounds.
- recognises & extends/creates patterns, understands use of common tools & follows instructions.
- Gets introduced to age-appropriate number vocabulary; understanding & counting in the correct sequence.

- Exhibits motor control for tasks that require fine-motor, eye-hand coordination with moderate precision.
- Compares two objects based on hard and soft, hot and cold, rough and smooth.
- Keeps and retrieves personal belongings and follows hygiene practices.

LEARNING TIME	MONDAY	TUESDAY	WEDNESDAY	THURSDAY	FRIDAY	SATURDAY
<b>WELCOME &amp; FREE PLAY</b> Let's get started!  Welcome  Warm up  Hygiene check  Attendance  Weather  Free conversation						
Let's play!  Provide different play materials for choice based play						

### Snack (10mins)

LEARNING AND PLAY	MONDAY	TUESDAY	WEDNESDAY	THURSDAY	FRIDAY	SATURDAY
Let's weave wonders!   Singing Rhymes: Spatial & Positional Concepts	Singing Rhymes: Numbers & Counting & Counting	Storytelling: Road Safety	Singing Rhymes: Different Types of Transport and Sounds	Let's Describe Pictures: Talk and discuss what one can see	Free Picture Book/ Story Book Reading Time	
Let's explore!   Find the Odd Picture/Object Out	Spatial Concepts: Understand in/out, over/under, top/bottom, front/back etc.	Introduction to Numbers: Match & Count	Pattern Making: Recognise, Repeat, Extend & Create Patterns	Find the Odd Picture/Object Out	Weekly Worksheet: • 3-4: Concept of space (Pg. 23), (ree drawing (Pg. 3) • 4-5: Count & draw (Pg. 30) • 5-6: Letter shape identification (Pg. 18), Pattern completion (Pg. 15)	
Let's hear and talk!   Role Play: Understanding family, relationships & professions	Who am I?: Guess, Identify & Describe Objects	Finding Rhyming Words: Recognise, Identify, Create Strings	Daily Routine: Talk, Identify, Relate to Time of Day & Other Activities	Recognise Alphabets: Identify & Associate common alphabets of L1 with sound	Observation Based Reinforcement Activities	
Let's create!   Shelter: Talk About Need & Create Using Different Materials	Wonders in our Bin: Reuse & Recycle Safe Waste Creatively	Create with Clay: Make Different Tools, Discuss & Use for Role-play	Artistic Adventure: Tearing and Pasting	Fun with Pictures: Cut/Tear Along the Outline	Choice based free indoor/outdoor play OR Community Visit	
Let's appreciate!   Sorting Activity: Sort basis colour, shape, size & other criteria	Identify, Draw & Share Feelings	Keep Me Where I Belong: Sort & Store Objects Appropriately	Roll & Slide: Predict, Experiment, Find out	Keep Me Where I Belong: Sort & Store Objects Appropriately	Prepare for Following Week	

### Lunch and Rest (30min)

<b>REFLECT AND WRAP</b> Let's get active!  Provide different outdoor play materials for choice based play						
Let's reflect!  Free conversation  Recap  Favourite Activity  Clean Up  Share about next day  Bye-bye						

### HOME LEARNING ACTIVITIES




Have fun with children exploring & sorting easily available objects according to colour, shape, texture, utility, possession, sound etc.

Engage children in craft activities using common household (safe) waste like cardboard boxes, old newspaper, bottles, paper plates, cloth scraps etc. Praise their creative efforts to make something new!

Engage children in counting games. Count different objects around the house, like- windows, pots, glasses, spoons etc. Help them identify numbers wherever you spot them in print & show equivalent number using fingers.

# WEEK 12



## WHAT CHILDREN WOULD LEARN:

- Develops early self-care habits, including washing hands and road safety awareness.
- Expresses wants and feelings, participates in group activities, waits for their turn and shows affection, appreciation for diversity.
- Identifies and describes objects, establishes connections between them and demonstrates dexterity in using them..

- Recognises patterns, demonstrates early numerical proficiency, counting & understanding cardinality, creates & extends patterns.
- Understands and uses words for common experiences and explores artworks with creativity.
- Engages in rhythm, responds to artworks, practices memory recall & enjoys outdoor exploration.

LEARNING TIME	MONDAY	TUESDAY	WEDNESDAY	THURSDAY	FRIDAY	SATURDAY
<b>WELCOME &amp; FREE PLAY</b> Let's get started!  Welcome  Warm up  Hygiene check  Attendance  Weather  Free conversation						
Let's play!  Provide different play materials for choice based play						

### Snack (10mins)

LEARNING AND PLAY	MONDAY	TUESDAY	WEDNESDAY	THURSDAY	FRIDAY	SATURDAY
Let's weave wonders!   Singing Rhymes: Numbers & Counting <span style="float: right;">2.9</span>	Story telling: Friendship <span style="float: right;">1.10</span>	Singing Rhymes: Handwashing & Personal Hygiene <span style="float: right;">2.3</span>	Singing Rhymes: Numbers & Counting <span style="float: right;">2.9</span>	Let's Describe Pictures: Talk and discuss what one can see <span style="float: right;">3</span>	Creating Picture/Word Wall <span style="float: right;">115</span>	
Let's explore!   Explore Technology: Identify Tools & Understand Uses <span style="float: right;">15</span>	Introduction to Numbers: Match & Count <span style="float: right;">19</span>	Pattern Making: Recognise, Repeat, Extend & Create Patterns <span style="float: right;">18</span>	Feel the difference: Experiment, Explore, Compare Temperature Differences <span style="float: right;">21</span>	Introduction to Numbers: Match & Count <span style="float: right;">19</span>	Monthly ECCE Day  Discuss with Caregivers- • Major Domains, Skills & Activities that will be covered through the year for children of each age group	
Let's hear and talk!   Recognise Alphabets: Identify & Associate common alphabets of L1 with sound <span style="float: right;">51</span>	Explore Seasons: Name & Understand Characteristics <span style="float: right;">49</span>	My Colourful India: Explore, Understand & Appreciate Diversity <span style="float: right;">53</span>	Recognise Alphabets: Identify & Associate common alphabets of L1 with sound <span style="float: right;">51</span>	Memory Magic: Recall Objects, Words & Patterns <span style="float: right;">54</span>		
Let's create!   Fun with Patterns: Create Art/ Craft/ Beading/Body-Movement Patterns <span style="float: right;">78</span>	Origami Fun: Paper Folding <span style="float: right;">68</span>	Music Patterns: Create, Compare-High/Low Pitch, Loud/Soft Sounds <span style="float: right;">83</span>	Daily Routine: Talk, Identify, Relate to Time of Day & Other Activities <span style="float: right;">44</span>	Identify, Draw & Share Feelings <span style="float: right;">80</span>		
Let's appreciate!   Means of Transport: Identify, Describe & Compare <span style="float: right;">104</span>	Touch, Feel, Recognise: Understand & Compare Textures <span style="float: right;">111</span>	Road Safety: Understand & Role Play Rules <span style="float: right;">45</span>	Touch, Feel, Recognise: Understand & Compare Textures <span style="float: right;">111</span>	Animals, insects & birds around me: Identify, Name & Describe <span style="float: right;">107</span>		

### Lunch and Rest (30min)

<b>REFLECT AND WRAP</b> Let's get active!  Provide different outdoor play materials for choice based play										
Let's reflect!  Free conversation	Recap	Favourite Activity	Clean Up	Share about next day	Bye-bye					

### HOME LEARNING ACTIVITIES




Explore local park/ field with children. Have them tell you about 4-5 things they enjoy there. Encourage drawing or talking about it. Collect small things from the park and share them at home.

Make music together at home using steel bowls filled with varying water levels. Encourage turn-taking as you play with spoons. It's a fun way to explore sounds and rhythm!

Show 3-4 objects to your child, let them examine their details. Hide these objects, state some identifying features (colour, shape, texture etc.) & ask them to guess the object.



# WEEK 13



## WHAT CHILDREN WOULD LEARN:

- Develops dressing independence and identifies differences basis enhanced sensory awareness.
- Expresses preferences, recognises emotions & practices pro-social behaviour.
- Observes, describes, and creatively applies knowledge & vocabulary.

- Compares & sorts objects based on physical attributes & demonstrates early numeracy skills.
- Follows multi-step instructions, engages in rhyming activities, understands letter-sound associations, recognises commonly occurring letters.
- Explores visual arts, engages in rhythm activities & practices memory recall.

LEARNING TIME	MONDAY	TUESDAY	WEDNESDAY	THURSDAY	FRIDAY	SATURDAY
<b>WELCOME &amp; FREE PLAY</b> Let's get started!  Welcome  Warm up  Hygiene check  Attendance  Weather  Free conversation						
Let's play!  Provide different play materials for choice based play						

### Snack (10mins)

LEARNING AND PLAY	MONDAY	TUESDAY	WEDNESDAY	THURSDAY	FRIDAY	SATURDAY
Let's weave wonders!   Story Telling: Disability & Inclusion	Singing Rhymes: Different Types of Transport and Sounds	Story telling: Friendship	Singing Rhymes: Numbers & Counting	Story telling: Disability and Inclusion	Free Picture book/Story Book Reading Time	
Let's explore!   Introduction to Numbers: Match & Count	Identical Object Challenge: Observe & Compare Objects Basis Change in Appearance	Introduction to Numbers: Match & Count	Explore Technology: Identify Tools & Understand Uses	Identical Object Challenge: Observe & Compare Objects Basis Change in Appearance	Weekly Worksheet: • 3-4: Thumb printing (Pg. 24) • 4-5: Count & Trace (Pg. 33) • 5-6: Count & Match (Pg. 21)	
Let's hear and talk!   Follow the instructions: Body movements	Recognise Alphabets: Identify & Associate common alphabets of L1 with sound	Finding Rhyming Words: Recognise, Identify, Create Strings	Memory Magic: Recall Objects, Words & Patterns	Recognise Alphabets: Identify & Associate common alphabets of L1 with sound		
Let's create!   Artistic Adventure: Free Painting & Drawing	Fun with Lines: Identify & Create-Curved, Zig-zag, Straight Lines	Artistic Adventure: Free Tearing & Pasting	Lets Dance!: Create body movement patterns & perform to fast/slow beats	Stamping & Painting: Things around me	Observation Based Reinforcement Activities	
Let's appreciate!   Dressing up: Understanding Need, Diversity & Practicing Autonomy	Nature Walk: Sort & classify different objects	Dressing up: Understanding Need, Diversity & Practicing Autonomy	Touch, Feel, Recognise: Understand & Compare Textures	What am I feeling?: Talk, Label, Understand Emotions	Choice based free indoor/outdoor play OR Community Visit	Prepare for Following Week

### Lunch and Rest (30min)

<b>REFLECT AND WRAP</b> Let's get active!  Provide different outdoor play materials for choice based play						
Let's reflect!  Free conversation  Recap  Favourite Activity  Clean Up  Share about next day  Bye-bye						

## HOME LEARNING ACTIVITIES




Spend sometime everyday to talk with your children. Share about your daily experiences/feelings & ask about theirs. Simple questions: like 'Tell me about something you really enjoyed', 'What made you feel happy/sad/angry today?' etc.

Divide dough into 2 equal parts, shape them into different figures. Prompt children to guess if one has more dough, encourage creativity & reasoning skills.

Provide ribbons, rope, chalk, crayons etc, to children & encourage them to draw, trace, or arrange these to create different types of lines—straight, zig-zag and curved.

# WEEK 14



## WHAT CHILDREN WOULD LEARN:

- Develops awareness of safety- recognises safe adults/safe spaces & respect for diversity.
- Masters fine and gross motor skills, adeptly distinguishing and comparing objects, and demonstrates increased hygiene awareness through consistent use of a dustbin.
- Observes, describes, counts, and classifies objects, while also stacking them.

- Recognises patterns, shapes, spatial & positional concepts.
- Develops vocabulary & understanding on care for environment, seasons & clothing, enhanced awareness of letter-sound connections and recognises common letters & their sounds.
- Explores art, rhythm, sound; creates diverse body movement/object patterns.

LEARNING TIME	MONDAY	TUESDAY	WEDNESDAY	THURSDAY	FRIDAY	SATURDAY
<b>WELCOME &amp; FREE PLAY</b> Let's get started!  Welcome  Warm up  Hygiene check  Attendance  Weather  Free conversation						
Let's play!  Provide different play materials for choice based play						

### Snack (10mins)

LEARNING AND PLAY	MONDAY	TUESDAY	WEDNESDAY	THURSDAY	FRIDAY	SATURDAY
Let's weave wonders!   Story Telling: Safe Adults  1.12	Singing Rhymes: Numbers & Counting  2.9	Singing Rhymes: Spatial & Positional Concepts  2.8	Story Telling: Safe Adults  1.12	Let's Describe Pictures: Talk and discuss what one can see  3	Free Picture book/Story Book Reading Time  4	
Let's explore!   Introduction to Numbers: Match & Count  19	Find the Odd Picture/Object Out  17	Playing with shape tangrams & making different figures  23	Pattern Making: Recognise, Repeat, Extend & Create Patterns  18	Introduction to Numbers: Match & Count  19	Weekly Worksheet: <ul style="list-style-type: none"><li>• 3-4: Collage work (Pg. 30), Concept of Space (Pg. 31)</li><li>• 4-5: Pattern Completion (Pg. 36)</li><li>• 5-6: Number Concept (Pg. 31)</li></ul>	
Let's hear and talk!   Who am I?: Guess, Identify & Describe Objects  37	Spatial Concepts: Understand in/out, over/under, top/bottom, front/back etc.  20	Weeks & Months: Name, Discuss & Associate Events  55	Recognise Alphabets: Identify & Associate common alphabets of L1 with sound  51	Explore Seasons: Name & Understand Characteristics  49		
Let's create!   Music Patterns: Create, Compare-High/Low Pitch, Loud/Soft Sounds  83	Artistic Adventure: Tearing and Pasting  74	Identify, Draw & Share Feelings  80	Fun with Patterns: Create Art/ Craft/ Beading/Body-Movement Patterns  78	Wonders in our Bin: Reuse & Recycle Safe Waste Creatively  81	Observation Based Reinforcement Activities	Choice based free indoor/outdoor play OR Community Visit
Let's appreciate!   Roll & Slide: Predict, Experiment, Find out  108	Disability & Inclusion: Recognise, Include, Understand & Respect  113	Dressing up: Understanding Need, Diversity & Practicing Autonomy  112	Disability & Inclusion: Recognise, Include, Understand & Respect  113	Means of Transport: Identify, Describe & Compare  104	Prepare for Following Week  62	

### Lunch and Rest (30min)

<b>REFLECT AND WRAP</b> Let's get active!  Provide different outdoor play materials for choice based play						
Let's reflect!  Free conversation  Recap  Favourite Activity  Clean Up  Share about next day  Bye-bye						

## HOME LEARNING ACTIVITIES




Help your child learn the days of the week by talking about what activities they do each day while packing their bags or sending them to the AWC. Put a calendar on the wall and help children colour mark each day.

Ask your child, 'What feels nice and safe, like a hug from mom?' and then say, 'If something doesn't feel good, like a touch that makes you uncomfortable, what should you do?'

Reuse old magazines, newspapers by drawing lines on them. Have children cut along the lines and use the pieces to create something new like animal masks.



# WEEK 15



## WHAT CHILDREN WOULD LEARN:

- Strengthens self-expression, engages in social interactions & shows affection to peers.
- Develops the ability to differentiate and compare objects based on sensory attributes. (hard/soft, hot/cold, and rough/smooth) & seriates them using appropriate vocabulary.
- Listens attentively, initiates conversations & narrates experiences in simple sentences.

- Practices road safety while crossing & consumes a diverse range of foods.
- Understands & applies numerical concepts, counting up to ten & recognising quantities; handles small collections, counting objects in different contexts (money transactions).
- Begins to visually connect letters to corresponding sounds.

LEARNING TIME	MONDAY	TUESDAY	WEDNESDAY	THURSDAY	FRIDAY	SATURDAY
<b>WELCOME &amp; FREE PLAY</b>	Let's get started!  Welcome	Warm up	Hygiene check	Attendance	Weather	Free conversation
Let's play!	Provide different play materials for choice based play					

### Snack (10mins)

LEARNING AND PLAY	MONDAY	TUESDAY	WEDNESDAY	THURSDAY	FRIDAY	SATURDAY
Let's weave wonders!	Singing Rhymes: Let's Eat Healthy!  2.6	Story Telling: Safe Adults  1.12	Singing Rhymes: Numbers & Counting  2.9	Storytelling: Road Safety  1.7	Singing Rhymes: Spatial & Positional Concepts  2.8	Free Picture book/Story Book Reading Time  4
Let's explore!	Money Matters: Understand & Transact  24	Introduction to Numbers: Match & Count  17	Identical Object Challenge: Observe & Compare Objects Basis Change in Appearance  22	Introduction to Numbers: Match & Count  17	Feel the difference: Experiment, Explore, Compare Temperature Differences  21	Weekly Worksheet: • 3-4: Colouring (Pg. 26) • 4-5: Count & Match (Pg. 40) • 5-6: Count and match (Pg. 24), Letter shape Identification (Pg. 32)
Let's hear and talk!	Recognise Alphabets: Identify & Associate common alphabets of L1 with sound  51	My Colourful India: Explore, Understand & Appreciate Diversity  53	Weeks & Months: Name, Discuss & Associate Events  55	Recognise Alphabets: Identify & Associate common alphabets of L1 with sound  51	Spatial Concepts: Understand in/out, over/under, top/bottom, front/back etc.  20	Observation Based Reinforcement Activities
Let's create!	Fun with Shapes: Draw, Colour, Trace & Paint Shapes  85	Floor Art: Rangoli (Shapes, Pattern & more)  86	Role Play: Understanding family, relationships & professions  52	Origami Fun: Paper Folding  68	Fun with Lines: Identify & Create-Curved, Zig-zag, Straight Lines  84	Choice based free indoor/outdoor play OR Community Visit
Let's appreciate!	What am I feeling?: Talk, Label, Understand Emotions  109	Road Safety: Understand & Role Play Rules  45	Touch, Feel, Recognise: Understand & Compare Textures  111	Disability & Inclusion: Recognise, Include, Understand & Respect  113	Animals, insects & birds around me: Identify, Name & Describe  107	Prepare for Following Week  62

### Lunch and Rest (30min)

<b>REFLECT AND WRAP</b>	Let's get active!  Provide different outdoor play materials for choice based play
Let's reflect!	Free conversation  Recap  Favourite Activity  Clean Up  Share about next day  Bye-bye

## HOME LEARNING ACTIVITIES




Set up a market at home with household objects, assign a value to each item. Create play money and encourage children to buy and sell different things.

Share or show stories related to festivals from different parts of India. Ask questions like "What do you find interesting about this festival?"

Using newspaper & paper folding technique, create paper planes & other objects. Encourage children to colour/ design & talk about their creations.

# WEEK 16



## WHAT CHILDREN WOULD LEARN:

- Recites numbers upto ten , uses number & shape names, creates tangram figures & extends patterns.
- Recognises high/low pitches, varying tempos & creates diverse sounds in peer collaboration.
- Recognises & connects commonly occurring letters to sounds, groups & sorts objects.

- Fosters spontaneous play & friendships, adept use of tools, & focused interaction with digital media.
- Seeks help, enjoys peer play, waits for turn, follows instructions, plays memory games, practices safety & inclusion & completes two-step tasks effectively.
- Expresses belonging in communities, communicates discomfort to trusted adults, and avoids gifts from strangers.

	LEARNING TIME	MONDAY	TUESDAY	WEDNESDAY	THURSDAY	FRIDAY	SATURDAY				
WELCOME & FREE PLAY	Let's get started!	Welcome	Warm up	Hygiene check	Attendance	Weather	Free conversation				
	Let's play!	Provide different play materials for choice based play									

### Snack (10mins)

	MONDAY	TUESDAY	WEDNESDAY	THURSDAY	FRIDAY	SATURDAY
LEARNING AND PLAY	Let's weave wonders!	Story telling: Friendship 1.10	Singing Rhymes: Seasons 2.10	Story telling: Disability and Inclusion 1.11	Story Telling: Safe Adults 1.12	Singing Rhymes: Different Types of Transport and Sounds 2.7
	Let's explore!	Explore Technology: Identify Tools & Understand Uses 15	Introduction to Numbers: Match & Count 17	Playing with shape tangrams & making different figures 23	Pattern Making: Recognise, Repeat, Extend & Create Patterns 18	Introduction to Numbers: Match & Count 17
	Let's hear and talk!	Guess the sound: Create, recognise & Differentiate 36	Recognise Alphabets: Identify & Associate common alphabets of L1 with sound 51	Memory Magic: Recall Objects, Words & Patterns 54	Recognise Alphabets: Identify & Associate common alphabets of L1 with sound 51	Explore Seasons: Name & Understand Characteristics 49
	Let's create!	Let's Create: Common spaces in neighbourhood 87	Artistic Adventure: Free Painting & Drawing 64	Fun with Pictures: Cut/Tear Along the Outline 82	Paper Ball Mosaic: Make & Paste Paper Balls on Different Drawings 67	Lets Dance!: Create body movement patterns & perform to fast/slow beats 77
	Let's appreciate!	Sorting Activity: Sort basis colour, shape, size & other criteria 103	Let's discuss: Safe & unsafe situations around us 114	Loud or Soft: Identify sounds, Distinguish & Create Different Pitch Sounds 98	Roll & Slide: Predict, Experiment, Find out 108	Nature Walk: Sort & classify different objects 06

### Lunch and Rest (30min)


REFLECT AND WRAP	Let's get active!	Provide different outdoor play materials for choice based play										
	Let's reflect!	Free conversation	Recap	Favourite Activity	Clean Up	Share about next day	Bye-bye					

## HOME LEARNING ACTIVITIES

Engage children in creating a visual aid with pictures or drawings of trusted adults (family, teachers) forming a "Safe Circle." Discuss the importance of Safe Circle.


Number Hunt- Hide number cards around the house. Ask children to find each number, name it, and place it in order of counting.

Seasons Art- Provide paper and crayons. Ask the child to draw things they wear or eat in different seasons. Example: ice-cream in summer or sweater in winter.





# WEEK 17



## WHAT CHILDREN WOULD LEARN:

- Answers simple questions about events & phenomenon and makes causal connections.
- Recites numbers upto ten, follows instructions, uses number/shape names, differentiates between shapes, colours & their shades and identifies Indian currency coins. Practices inclusion & appreciates-respects diversity.
- Recognises and connect commonly occurring letters to sounds.

- Distinguishes between high & low pitches and compares two objects based on hard & soft, hot & cold, rough & smooth.
- Develops vocabulary for understanding concepts and using theme-specific terms in conversations and identifies rhyming words and alliterations.
- Follows instructions, wears clothes & footwear independently.

LEARNING TIME	MONDAY	TUESDAY	WEDNESDAY	THURSDAY	FRIDAY	SATURDAY
<b>WELCOME &amp; FREE PLAY</b> Let's get started!  Welcome  Warm up  Hygiene check  Attendance  Weather  Free conversation						
Let's play!  Provide different play materials for choice based play						

### Snack (10mins)

LEARNING AND PLAY	MONDAY	TUESDAY	WEDNESDAY	THURSDAY	FRIDAY	SATURDAY
Let's weave wonders!   Story telling: Disability and Inclusion  1.11	Singing Rhymes: Colours  2.11	Singing Rhymes: Let's Eat Healthy  2.6	Singing Rhymes: Seasons  2.10	Story telling: Friendship  1.10	Free Picture book/Story Book Reading Time  4	
Let's explore!   Experiment with Water: See what sinks, floats, dissolves, settles, changes colour etc.  13	Introduction to Numbers: Match & Count  17	Money Matters: Understand & Transact  24	Feel the difference: Experiment, Explore, Compare Temperature Differences  21	Introduction to Numbers: Match & Count  17	Weekly Worksheet: <ul style="list-style-type: none"><li>• 3-4: Concept of Numbers (Pg. 47)</li><li>• 4-5: Problem Solving (Pg. 42)</li><li>• 5-6: Picture letter matching (Pg. 35), Number concept (Pg. 34)</li></ul>	
Let's hear and talk!   Finding Rhyming Words: Recognise, Identify, Create Strings  50	Recognise Alphabets: Identify & Associate common alphabets of L1 with sound  51	Guess the sound: Create, recognise & Differentiate  36	Recognise Alphabets: Identify & Associate common alphabets of L1 with sound  51	Who am I?: Touch, Feel & Guess  48	Observation Based Reinforcement Activities	
Let's create!   Thank You Card: Gratitude to Our Helpers  70	Fun with Lines: Identify & Create-Curved, Zig-zag, Straight Lines  84	Fun with Patterns: Create Art/ Craft/ Beading/Body-Movement Patterns  78	Fun with Shapes: Draw, Colour, Trace & Paint Shapes  85	Create with Clay: Make Different Tools, Discuss & Use for Role-play  76	Choice based free indoor/outdoor play OR Community Visit	
Let's appreciate!   Loud or Soft: Identify sounds, Distinguish & Create Different Pitch Sounds  98	Disability & Inclusion: Recognise, Include, Understand & Respect  113	Experiment with Air: Observe what blows in wind and what does not  102	Dressing up: Understanding Need, Diversity & Practicing Autonomy  112	Touch, Feel, Recognise: Understand & Compare Textures  111	Prepare for Following Week  62	

### Lunch and Rest (30min)

<b>REFLECT AND WRAP</b> Let's get active!  Provide different outdoor play materials for choice based play						
Let's reflect!  Free conversation  Recap  Favourite Activity  Clean Up  Share about next day  Bye-bye						

## HOME LEARNING ACTIVITIES




Counting with Everyday Objects- Use everyday items like toys, fruits, clothes or blocks and encourage children to count a specific number of items loudly.

Number Hunt- Hide number cards around the house. Ask the child to find each number, name it, and place it in order of counting.

Engage children in creating simple body movement patterns like clap-hop-bend-clap-hop-bend etc. & encourage children to repeat & extend the pattern.

# WEEK 18



## WHAT CHILDREN WOULD LEARN:

- Recites numbers upto ten, follows instructions, uses number/shape names, differentiates between shapes, colours & their shades and identifies Indian currency coins. Practices inclusion & appreciates-respects diversity.
- Identifies & follows norms for common places, Understands & practices safety.

- Shows affection, expresses preferences and curiosity, & demonstrates wonder in the natural environment.
- Listens to and comprehends instructions, develops vocabulary & scientific temperament.
- Identifies common logos & signs. Identifies & communicates feelings.

LEARNING TIME	MONDAY	TUESDAY	WEDNESDAY	THURSDAY	FRIDAY	SATURDAY
<b>WELCOME &amp; FREE PLAY</b> Let's get started!  Welcome  Warm up  Hygiene check  Attendance  Weather  Free conversation						
Let's play!  Provide different play materials for choice based play						

### Snack (10mins)

LEARNING AND PLAY	MONDAY	TUESDAY	WEDNESDAY	THURSDAY	FRIDAY	SATURDAY
Let's weave wonders!	Story Telling: Safe/Unsafe Touch and Body Safety	Storytelling: Conflict Resolution	Singing Rhymes: Colours	Story Telling: Safe/Unsafe Touch and Body Safety	Story telling: Disability and Inclusion	Free Picture book/Story Book Reading Time
Let's explore!	Number Vocabulary: Understanding & Counting in Correct Sequence	Playing with shape tangrams & making different figures	Number Vocabulary: Understanding & Counting in Correct Sequence	Experiment with Water: See what sinks, floats, dissolves, settles, changes colour etc.	Identical Object Challenge: Observe & Compare Objects Basis Change in Appearance	Weekly Worksheet: • 3-4: Similar colour matching (Pg. 46) • 4-5: Pattern Completion (Pg. 44) • 5-6: Draw the image (Pg. 27)
Let's hear and talk!	Recognise Alphabets: Associate common alphabets of L1 with sound & Identify	Weeks & Months: Name, Discuss & Associate Events	My Colourful India: Explore, Understand & Appreciate Diversity	Recognise Alphabets: Associate common alphabets of L1 with sound & Identify	Explore Seasons: Name & Understand Characteristics	Observation Based Reinforcement Activities
Let's create!	Music Patterns: Create, Compare-High/Low Pitch, Loud/Soft Sounds	Wonders in our Bin: Reuse & Recycle Safe Waste Creatively	Origami Fun: Paper Folding	Role Play: Understanding family, relationships & professions	Shelter: Talk About Need & Create Using Different Materials	Choice based free indoor/outdoor play OR Community Visit
Let's appreciate!	Sorting Activity: Sort basis colour, shape, size & other criteria	Identify Common Symbols/Logos: Road Safety, Washroom, Food, Danger etc.	Let's discuss: Safe & unsafe situations around us	Identify, Draw & Share Feelings	Means of Transport: Identify, Describe & Compare	Prepare for Following Week

### Lunch and Rest (30min)

<b>REFLECT AND WRAP</b> Let's get active!  Provide different outdoor play materials for choice based play										
Let's reflect!  Free conversation										

## HOME LEARNING ACTIVITIES

Discuss the importance of shelter with your children & use household materials like straws, twigs, spoons, bowls, plates to create small structures together for living, sparking imaginative play.

Engage children in simple non-fire cooking activities for the family. Encourage them to identify & mix ingredients in different quantities, taste & make variations as needed.


Explore music patterns with your children, creating and comparing high/low pitch and loud/soft sounds using everyday household objects.






## Recap & Reinforcement Plan

**This 4 week plan can be used to recap and reinforce the learnings of the previous weeks and strengthen learning. During these weeks, basis ongoing observation, the Anganwadi Worker can curate specific activities for children to focus on skills that need further strengthening. These plans can be used during specific events like the Poshan Maah/Poshan Pakwadha etc. to reduce duration of learning activities at centre and engage in alternate activities and celebrations.**



# RECAP AND REINFORCEMENT WEEK 1



## WHAT CHILDREN WOULD STRENGTHEN:

- Understanding about their own body and self.
- Recognizing, naming and using senses to learn/gain information about surroundings.
- Appreciating and recognizing familial relationships.

- Understanding how to take care of oneself in various situations & with different people.
- Feeling comfortable and confident of being at the centre in presence of AWW & other children.

LEARNING TIME	MONDAY	TUESDAY	WEDNESDAY	THURSDAY	FRIDAY	SATURDAY
<b>WELCOME &amp; FREE PLAY</b> Let's get started!  Welcome  Warm up  Hygiene check  Attendance  Weather  Free conversation						
Let's play!  Provide different play materials for choice based play						

### Snack (10mins)

<b>LEARNING AND PLAY</b> Let's have fun! Take up different themes everyday and engage children in multiple, varied, fun, play based activities 	 <b>MYSELF &amp; MY BODY</b> • Singing Rhymes: Body Parts • Dressing Up: Understanding Need, Diversity & Practicing Autonomy • Understanding Myself: My Choices/ Preferences /Likes/ Dislikes etc.	 <b>MY SENSES</b> • Feel the Difference: Experiment, Explore, Compare Temperature • Identical Object Challenge: Observe & Compare Basis • Change in Appearance • Guess the sound: Create, Recognise & Differentiate	 <b>MY FAMILY</b> • Story Telling: Gratitude Towards Family & Friends • My family & Me: Introduce, Talk About Self & Family • Family: Talk about relationships, draw family tree, role play etc.	 <b>MY ANGANWADHI</b> • Story Telling: Friendship & Cooperation • Exploring My Anganwadi Centre • Making Classroom Rules Poster/Wall	 <b>MY SAFETY</b> • Story Telling: Safe Adults • Story Telling: Safe/unsafe Touch & Body Safety • Let's Discuss Safe & Unsafe Situations Around Us	 <b>Revisit &amp; Strengthen</b> • Worksheets • Key Activities  <b>Provide Support</b> • One-on-One • Small, rotating group activities • Peer Pairing  <b>Observe &amp; Record Individual Achievements</b>
	2.2, 57, 112	21, 22, 36	1.1, 35, 43	1.3, 9, 89	1.12, 1.13, 114	
 Let's celebrate!	Use this slot to prepare for and conduct different activities during the Poshan Maah and/or Poshan Pakwadha and/or other festivals and celebrations					

### Lunch and Rest (30min)

<b>REFLECT AND WRAP</b> Let's get active!  Provide different outdoor play materials for choice based play	Let's reflect!  Free conversation  Recap  Favourite Activity  Clean Up  Share about next day  Bye-bye
--	---

### HOME LEARNING ACTIVITIES

Engage children in creating a visual aid with pictures or drawings of trusted adults (family, teachers) forming a "Safe Circle." Discuss the importance of Safe Circle.


Look at old family pictures or talk about family members- name, relationship with child, favourite memory with them. Look at pictures in magazines, newspapers & talk about different types of families.

Blindfold the child and encourage them to taste & smell different things. Help them identify the source of smell and categorise as pleasant/unpleasant, good/bad, dangerous smells etc.





# RECAP AND REINFORCEMENT WEEK 2



## WHAT CHILDREN WOULD STRENGTHEN:

- Understanding of the community, different spaces, their need/use and mapping.
- Appreciate and understand different professions, their role in supporting others & expressing gratitude towards others.

- Understanding, labelling, sharing and managing one's own feelings. Recognising different people can feel different in similar situations.
- Practicing habits that promote health, hygiene and nutrition.

LEARNING TIME	MONDAY	TUESDAY	WEDNESDAY	THURSDAY	FRIDAY	SATURDAY
<b>WELCOME &amp; FREE PLAY</b> Let's get started!  Welcome  Warm up  Hygiene check  Attendance  Weather  Free conversation						
Let's play!	Provide different play materials for choice based play					

### Snack (10mins)

<b>LEARNING AND PLAY</b> Let's have fun! Take up different themes everyday and engage children in multiple, varied, fun, play based activities 	 <b>MY COMMUNITY</b> <ul style="list-style-type: none"> <li>• Story Telling: Rules in the classroom/ house/ road/park</li> <li>• Models &amp; Maps: Create, Read, Understand</li> <li>• Let's Construct: Houses, Bridges, Roadways &amp; More</li> </ul>	 <b>MY FEELINGS</b> <ul style="list-style-type: none"> <li>• Identify, Draw &amp; Share Feelings</li> <li>• What am I feeling?: Talk, Label, Understand Emotions</li> <li>• Big Feelings: Express, Release &amp; Manage</li> </ul>	 <b>PEOPLE WHO HELP US</b> <ul style="list-style-type: none"> <li>• Story Telling: Community Helpers</li> <li>• Our Community Helpers: Name &amp; Identify the Role, Tools Used</li> <li>• Thank You Card: Express Gratitude to All Helpers</li> </ul>	 <b>FOOD &amp; NUTRITION</b> <ul style="list-style-type: none"> <li>• Singing Rhymes: Let's Eat Healthy</li> <li>• Food Chart: Name, Identify, Taste, Distinguish as Healthy/Unhealthy</li> <li>• Exploring Food: Types, tastes, Preferences, Nutrition</li> </ul>	 <b>SANITATION &amp; HYGIENE</b> <ul style="list-style-type: none"> <li>• Singing Rhymes: Handwashing &amp; Personal Hygiene</li> <li>• Health &amp; Hygiene: Discussion on Routines, Body Parts &amp; Tools to Clean</li> <li>• Clean, Clean, Clean: Learn Why, When &amp; How of Washing Hands</li> </ul>	 Revisit & Strengthen <ul style="list-style-type: none"> <li>• Worksheets</li> <li>• Key Activities</li> </ul> Provide Support <ul style="list-style-type: none"> <li>• One-on-One</li> <li>• Small, rotating group activities</li> <li>• Peer Pairing</li> </ul> Observe & Record Individual Achievements
	2.12, 30, 31	80, 109, 116	1.4, 41, 70	2.6, 42, 61	2.3, 40, 99	
 Let's celebrate!	Use this slot to prepare for and conduct different activities during the Poshan Maah and/or Poshan Pakwada and/or other festivals and celebrations					

### Lunch and Rest (30min)

<b>REFLECT AND WRAP</b> Let's get active!  Provide different outdoor play materials for choice based play						
	Let's reflect!	Free conversation  Recap  Favourite Activity  Clean Up  Share about next day  Bye-bye				

### HOME LEARNING ACTIVITIES




Take child around neighbourhood and encourage conversation with different community helpers. Help in understanding their profession, tools they use, how they help others and express gratitude.

Encourage children to practice feeling management strategies like counting till 5, hugging oneself, taking deep breaths etc. whenever they experience different feelings. Make a pictorial reminder poster with them.

Engage children in simple non-fire cooking activities for the family. Encourage them to identify & mix ingredients in different quantities, taste & make variations as needed.

# RECAP AND REINFORCEMENT WEEK 3



## WHAT CHILDREN WOULD STRENGTHEN:

- Recognizing different animals, birds, insects and their characteristics- sound, movement, habitat, food etc.
- Recognizing & identifying parts of plants, trees, life-cycle & appreciating biodiversity.

- Exploring & appreciating nature, identifying different things, classifying & categorizing them.
- Understanding concept of air, water & exploring them.
- Identifying different fruits & vegetables- taste, nutritive value, colour, look etc.

LEARNING TIME	MONDAY	TUESDAY	WEDNESDAY	THURSDAY	FRIDAY	SATURDAY
<b>WELCOME &amp; FREE PLAY</b> Let's get started!  Welcome  Warm up  Hygiene check  Attendance  Weather  Free conversation						
Let's play!	Provide different play materials for choice based play					

### Snack (10mins)

<b>LEARNING AND PLAY</b> Let's have fun! Take up different themes everyday and engage children in multiple, varied, fun, play based activities 	 <b>ANIMALS &amp; BIRDS</b> <ul style="list-style-type: none"> <li>• Story Telling: Animals-Domestic &amp; Wild</li> <li>• Animals Around Us: Identify, Describe Common Animals</li> <li>• Animals, Insects, Birds Around Me: Identify, Name &amp; Describe</li> </ul>	 <b>TREES &amp; PLANTS</b> <ul style="list-style-type: none"> <li>• Grow A Plant: Nurture, Understand Parts &amp; Functions</li> <li>• Lifecycle: Discuss &amp; Understand Different Life Forms</li> <li>• Stamping &amp; Printing: Things Around Me</li> </ul>	 <b>ENVIRONMENT</b> <ul style="list-style-type: none"> <li>• Story Telling: Environment</li> <li>• Nature Exploration: Categorise Pictures/Objects in Groups</li> <li>• Nature Walk: Sort &amp; Classify Different Objects</li> </ul>	 <b>AIR &amp; WATER</b> <ul style="list-style-type: none"> <li>• Experiment with Air: Observe what blows in wind &amp; what does not</li> <li>• Experiment with Water: See what sinks, floats, dissolves, settles</li> </ul>	 <b>FRUITS &amp; VEGETABLES</b> <ul style="list-style-type: none"> <li>• Singing Rhymes: Fruits</li> <li>• Singing Rhymes: Vegetables</li> <li>• Stamp &amp; Print: Fruits &amp; Vegetables, Create &amp; Guess Impressions</li> </ul>	 Revisit & Strengthen <ul style="list-style-type: none"> <li>• Worksheets</li> <li>• Key Activities</li> </ul> Provide Support <ul style="list-style-type: none"> <li>• One-on-One</li> <li>• Small, rotating group activities</li> <li>• Peer Pairing</li> </ul> Observe & Record Individual Achievements
	1.8, 6, 107	96, 118, 79	1.2, 100, 106	102, 13	2.4, 2.1, 63	
 Let's celebrate!	Use this slot to prepare for and conduct different activities during the Poshan Maah and/or Poshan Pakwadha and/or other festivals and celebrations					

### Lunch and Rest (30min)

<b>REFLECT AND WRAP</b> Let's get active!  Provide different outdoor play materials for choice based play						
	Let's reflect!	Free conversation  Recap  Favourite Activity  Clean Up  Share about next day  Bye-bye				

### HOME LEARNING ACTIVITIES




Take child around neighborhood, help identify animals & talk about them- colour, what they eat, where they stay, sound they produce etc.

Under adult supervision, sit with child in kitchen or walk to a vegetable vendor and identify different fruits and vegetables-talk about their colour, taste etc.

Take the children on a nature walk to collect leaves, flowers, or interesting textures. Roll out a piece of clay & ask them to press the collected items onto the clay to create imprints.



# RECAP AND REINFORCEMENT WEEK 4



## WHAT CHILDREN WOULD STRENGTHEN:

- Exploring and understanding the use of various types of digital/non-digital tools.
- Understanding, practicing ideas on waste reduction, conservation & reuse.
- Recognizing different modes of transport & associated characteristics.

- Understanding about seasons & associated characteristics- temperature, weather, time of the year, associated food & clothing etc.
- Understanding on sequencing of events and concept of a day, a week, months, year.

	LEARNING TIME	MONDAY	TUESDAY	WEDNESDAY	THURSDAY	FRIDAY	SATURDAY
WELCOME & FREE PLAY	Let's get started!	Welcome	Warm up	Hygiene check	Attendance	Weather	Free conversation
	Let's play!	Provide different play materials for choice based play					

Snack (10mins)

LEARNING AND PLAY	<p>Let's have fun!</p> <p>Take up different themes everyday and engage children in multiple, varied, fun, play based activities</p>	<p> TECHNOLOGY &amp; TOOLS</p> <ul style="list-style-type: none"> <li>• Explore Technology: Identify Tools &amp; Understand Uses</li> <li>• Create with clay: Make Different Tools, Discuss &amp; Use for Role Play</li> </ul>	<p> RECYCLE &amp; REUSE</p> <ul style="list-style-type: none"> <li>• Singing Rhymes: Using &amp; Conserving Resources</li> <li>• Wonders in Our Bin: Reuse &amp; Recycle Safe Waste Creatively</li> <li>• Origami Fun: Paper Folding</li> </ul>	<p> SEASONS</p> <ul style="list-style-type: none"> <li>• Singing Rhymes: Seasons</li> <li>• Explore Seasons: Name &amp; Understand Characteristics</li> </ul>	<p> DAYS, WEEKS &amp; MONTHS</p> <ul style="list-style-type: none"> <li>• First, Then &amp; After: Sequencing Events</li> <li>• Clock Quest: Understand &amp; Explore Concept of Time, Types of Clock/ Watch</li> <li>• Weeks &amp; Months: Name, Discuss &amp; Associate Events</li> </ul>	<p> TRANSPORT</p> <ul style="list-style-type: none"> <li>• Singing Rhymes: Different Types of Transport &amp; Sounds</li> <li>• Means of Transport: Identify, Describe &amp; Compare</li> <li>• Road Safety: Understand &amp; Role Play Rules</li> </ul>	<p>Revisit &amp; Strengthen</p> <ul style="list-style-type: none"> <li>• Worksheets</li> <li>• Key Activities</li> </ul> <p>Provide Support</p> <ul style="list-style-type: none"> <li>• One-on-One</li> <li>• Small, rotating group activities</li> <li>• Peer Pairing</li> </ul> <p>Observe &amp; Record Individual Achievements</p>
	<p>Let's celebrate!</p>	<p>Use this slot to prepare for and conduct different activities during the Poshan Maah and/or Poshan Pakwada and/or other festivals and celebrations</p>					

Lunch and Rest (30min)

REFLECT AND WRAP	Let's get active!	Provide different outdoor play materials for choice based play									
	Let's reflect!	Free conversation	Recap	Favourite Activity	Clean Up	Share about next day	Bye-bye				

## HOME LEARNING ACTIVITIES

Play a guessing game on tools/objects with children- give cues on use, look, characteristics- include objects like remote, phone, stethoscope, computer, hammer, weighing scale, helmet etc.


Provide old magazines or newspapers and encourage the children to cut or tear different modes of transport they spot and create a collage- talk about each & compare/contrast with others.

Under careful supervision, take children to a red light crossing and guide to observe traffic movement, safety rules being followed, safe use of helmet/seat belt/footpath/zebra-crossing etc.




## Active Play Based Learning Plan

The following 18 week plan is a core part of the learning cycle of the children in the Anganwadi Centre. Take up all the activities mentioned for each day to ensure children achieve all the learning outcomes and get sufficient opportunity to reinforce their previous learnings as well.





# WEEK 19



## WHAT CHILDREN WOULD LEARN:

- Recites numbers upto ten, follows instructions, uses number/shape names, differentiates between shapes, colours & their shades and identifies Indian currency coins. Practices inclusion & appreciates-respects diversity.
- Identifies & follows norms for common places, Understands & practices safety.

- Understands concept of measurement and uses different non-standard measurement techniques.
- Describes common objects, people, pictures, animals, birds, & events on their own.
- Builds vocabulary and engages in fun language games of breaking/replacing syllables etc.
- Explores a variety of grasps and grips while using art materials, tools, and instruments.

LEARNING TIME	MONDAY	TUESDAY	WEDNESDAY	THURSDAY	FRIDAY	SATURDAY
<b>WELCOME &amp; FREE PLAY</b> Let's get started!  Welcome  Warm up  Hygiene check  Attendance  Weather  Free conversation						
Let's play!  Provide different play materials for choice based play						


### Snack (10mins)

<b>LEARNING AND PLAY</b>	Let's weave wonders!    Singing Rhymes: Rules in the Classroom/ House/ Road/ Park <span style="float: right;">2.12</span>	Story Telling: Safe/Unsafe Touch and Body Safety <span style="float: right;">1.13</span>	Storytelling: Conflict Resolution <span style="float: right;">1.5</span>	Singing Rhymes: Colours <span style="float: right;">2.11</span>	Singing Rhymes: Seasons <span style="float: right;">2.10</span>	Free Picture book/Story Book Reading Time <span style="float: right;">4</span>
	Let's explore!   Experiment with Water: See what sinks, floats, dissolves, settles, changes colour etc. <span style="float: right;">13</span>	Number Vocabulary: Understanding & Counting in Correct Sequence <span style="float: right;">25</span>	Money Matters: Understand & Transact <span style="float: right;">24</span>	Measure and Compare: Length, Weight and Height <span style="float: right;">26</span>	Number Vocabulary: Understanding & Counting in Correct Sequence <span style="float: right;">25</span>	Weekly Worksheet: <ul style="list-style-type: none"> <li>• 3-4: Complete the picture (Pg. 40)</li> <li>• 4-5: Count &amp; write (Pg. 50)</li> <li>• 5-6: Count &amp; Match (Pg. 24)</li> </ul>
	Let's hear and talk!   Game of Sounds: Break, Join & Replace Syllables <span style="float: right;">56</span>	Recognise Alphabets: Associate common alphabets of L1 with sound & Identify <span style="float: right;">51</span>	Game of Sounds: Break, Join & Replace Syllables <span style="float: right;">56</span>	Recognise Alphabets: Identify & Associate common alphabets of L1 with sound <span style="float: right;">51</span>	Memory Magic: Recall Objects, Words & Patterns <span style="float: right;">54</span>	Observation Based Reinforcement Activities
	Let's create!   Festivals: Celebrate & Learn/ Appreciate Diversity <span style="float: right;">88</span>	Stamping & Painting: Things Around Me <span style="float: right;">79</span>	Floor Art: Rangoli (Shapes, Pattern & more) <span style="float: right;">86</span>	Lets Dance!: Create body movement patterns & perform to fast/slow beats <span style="float: right;">77</span>	Fun with Lines: Identify & Create- Curved, Zig-zag, Straight Lines <span style="float: right;">84</span>	Choice based free indoor/outdoor play OR Community Visit
	Let's appreciate!   Follow the instructions: Body Movements <span style="float: right;">47</span>	Explore Technology: Identify Tools & Understand Uses <span style="float: right;">15</span>	Experiment with Air: Observe what blows in wind and what does not <span style="float: right;">102</span>	Lets Discuss: Safe & Unsafe Situations Around Us <span style="float: right;">114</span>	Disability & Inclusion: Recognise, Include, Understand & Respect <span style="float: right;">113</span>	Prepare for Following Week <span style="float: right;">62</span>

### Lunch and Rest (30min)

<b>REFLECT AND WRAP</b>	Let's get active!  Provide different outdoor play materials for choice based play	Let's reflect!  Free conversation  Recap  Favourite Activity  Clean Up  Share about next day  Bye-bye
-------------------------	---	---

## HOME LEARNING ACTIVITIES




Engage children in real world monetary transactions. Take them out to market with you to purchase different things and let them use money to pay under your guidance.

Encourage children to match and count everyday household items like utensils or toys with numbers from 1 to 9.

Engage children in fun measurement activities. Guide them to use hand-span, foot-step length, stick/ bottle length, paper length/width etc. to measure different objects and structures in the house & outside.

# WEEK 20



## WHAT CHILDREN WOULD LEARN:

- Recites numbers upto ten, follows instructions, uses number/shape names, differentiates between shapes, colours & their shades and identifies Indian currency coins. Practices inclusion & appreciates-respects diversity.
- Identifies & follows norms for common places, Understands & practices safety.

- Creates three-dimensional forms by rolling and patting materials like clay or dough.
- Identifies and describes common objects, people, pictures, animals, birds, and events independently.
- Explores different tastes, smells & textures. Enjoys cold cooking.

LEARNING TIME	MONDAY	TUESDAY	WEDNESDAY	THURSDAY	FRIDAY	SATURDAY
<b>WELCOME &amp; FREE PLAY</b> Let's get started!  Welcome  Warm up  Hygiene check  Attendance  Weather  Free conversation						
Let's play!  Provide different play materials for choice based play						


### Snack (10mins)

LEARNING AND PLAY	MONDAY	TUESDAY	WEDNESDAY	THURSDAY	FRIDAY	SATURDAY
Let's weave wonders!    Singing Rhymes: Rules in the Classroom/ House/ Road/ Park <small>2.12</small>	Story Telling: Our Universe (Sun, stars, moon, planets etc.) <small>1.9</small>	Story Telling: Safe/Unsafe Touch and Body Safety <small>1.13</small>	Singing Rhymes: Spatial & Positional Concepts <small>2.8</small>	Let's Describe Pictures: Talk and discuss what one can see <small>3</small>	Creating Picture/Word Wall <small>115</small>	
Let's explore!   Money Matters: Understand & Transact <small>24</small>	Number Vocabulary: Understanding & Counting in Correct Sequence <small>25</small>	Feel the difference: Experiment, Explore, Compare Temperature Differences <small>21</small>	Number Vocabulary: Understanding & Counting in Correct Sequence <small>25</small>	Experiment with Water: See what sinks, floats, dissolves, settles, changes colour etc. <small>13</small>	Monthly ECCE Day Discuss with Caregivers- • Major domains & stimulating activities for age groups- 0-6, 6-12, 12-18, 18-24, 24-36 months	
Let's hear and talk!   Weeks & Months: Name, Discuss & Associate Events <small>55</small>	Recognise Alphabets: Associate common alphabets of L1 with sound & Identify <small>51</small>	Game of Sounds: Break, Join & Replace Syllables <small>56</small>	Who am I?: Touch, Feel & Guess <small>37</small>	Recognise Alphabets: Identify & Associate common alphabets of L1 with sound <small>51</small>		
Let's create!   Fun with Patterns: Create Art/Craft/ Beading/Body-Movement Patterns <small>78</small>	Making Classroom Rules Poster/Wall <small>89</small>	Food Magic: Recognise Smell, Taste, Texture & Cook <small>73</small>	Let's Create: Common spaces in neighbourhood <small>87</small>	Identify, Draw & Share Feelings <small>80</small>		
Let's appreciate!   All We Use: Match Objects with their Uses <small>101</small>	Lets discuss: Safe & unsafe situations around us <small>114</small>	Touch, Feel, Recognise Understand & Compare Textures <small>111</small>	Roll & Slide: Predict, Experiment, Find out <small>108</small>	Animals, insects & birds around me: Identify, Name & Describe <small>107</small>		

### Lunch and Rest (30min)

<b>REFLECT AND WRAP</b> Let's get active!  Provide different outdoor play materials for choice based play						
Let's reflect!  Free conversation  Recap  Favourite Activity  Clean Up  Share about next day  Bye-bye						

## HOME LEARNING ACTIVITIES




Increase understanding of time and routine by discussing, identifying, and relating daily routines to specific times of the day. You can also make a routine chart at home with your children.

Play with children to build their understanding of positions & spaces by asking them to keep different objects in different places- using words like in/out, over/under, top/bottom, front/back etc.

Explore common spaces in your neighborhood with children, discussing & identifying places such as park, market, school, places of worship etc. to foster a sense of community and familiarity.



# WEEK 21



## WHAT CHILDREN WOULD LEARN:

- Progresses on numeracy skills in counting, classifying, and exploring length and weight, while enhancing language through creative expression.
- Demonstrates independence, adept social skills, initiates group play, & responsibly follows instructions and school rules, fostering positive relationships.
- Excels sorting skills, & advanced pattern recognition & creation

- Engages outdoors with curiosity, expressing joy through drawing, painting, singing & dancing.
- Expresses through rhymes & explores books actively, showcasing early literacy skills with independent recognition of signs, logos, and letters.
- Achieves mastery in self-care tasks and road safety, identifying common signs and logos while communicating discomfort to trusted adults.

LEARNING TIME		MONDAY	TUESDAY	WEDNESDAY	THURSDAY	FRIDAY	SATURDAY
WELCOME & FREE PLAY	Let's get started!  25 mins	Welcome	Warm up	Hygiene check	Attendance	Weather	Free conversation
	Let's play!  30 mins	Provide different play materials for choice based play					

### Snack (10mins)

LEARNING AND PLAY	Let's weave wonders!  20 mins	Story Telling: Gender Inclusion 1.14	Singing Rhymes: Rules in the Classroom/ House/ Road/ Park 2.12	Singing Rhymes: Colours 2.11	Story telling: Friendship 1.10	Story Telling: Safe/Unsafe Touch and Body Safety 1.13	Free Picture book/Story Book Reading Time 4
	Let's explore!  30 mins	Pattern Making - Recognise, repeat, extend patterns 18	Measure & Compare: Length, Weight and Height 26	Number Vocabulary: Understanding & Counting in Correct Sequence 25	Measure & Compare: Length, Weight and Height 26	Number Vocabulary: Understanding & Counting in Correct Sequence 25	Weekly Worksheet: <ul style="list-style-type: none"> <li>• 3-4: Spatial Concepts (Pg. 41)</li> <li>• 4-5: Concept of Weight (Pg. 9)</li> <li>• 5-6: Collage Work (Pg. 17)</li> </ul>
	Let's hear and talk!  20 mins	Recognise Alphabets: Identify & Associate common alphabets of L1 with sound 51	Spatial Concepts: Understand in/out, over / under, top/ bottom, front/back etc. 20	My Colourful India: Explore, Understand & Appreciate Diversity 53	Finding Rhyming Words: Recognise, Identify, Create Strings 50	Recognise Alphabets: Identify & Associate common alphabets of L1 with sound 51	
	Let's create!  25 mins	Fun with Pictures: Cut/Tear Along the Outline 82	Festivals: Celebrate & Learn/ Appreciate Diversity 88	Wonders in our Bin: Reuse & Recycle Safe Waste Creatively 81	Making Classroom Rules Poster/Wall 89	Artistic Adventure: Tearing and Pasting 74	Observation Based Reinforcement Activities  Choice based free indoor/outdoor play OR Community Visit
	Let's appreciate!  20 mins	What am I feeling?: Talk, Label, Understand Emotions 109	Identifying Common Symbols Around Us (Road Safety, Washroom, Food, Danger etc.) 32	Road Safety: Understand & Role Play Rules 45	Dressing up: Understanding Need, Diversity & Practicing Autonomy 112	Nature Walk: Sort & classify different objects 106	Prepare for Following Week 62

### Lunch and Rest (30min)

REFLECT AND WRAP	Let's get active!  20 mins	Provide different outdoor play materials for choice based play					
	Let's reflect!  10 mins	Free conversation	Recap	Favourite Activity	Clean Up	Share about next day	Bye-bye

## HOME LEARNING ACTIVITIES




Explore the neighbourhood with your children and point out familiar logos or signs, like those from the grocery store or stop signs. You can also help in drawing these.

Share stories or videos featuring boys and girls in diverse activities to highlight equality. Discuss how boys & girls are equal- can play, do, become anything they want.

Play dress-up games with different types of clothes & footwear available in the house. Encourage children to try wearing these and fastening them independently.

# WEEK 22



## WHAT CHILDREN WOULD LEARN:

- Follows short to complex instructions, mimics and reproduces syllabic sounds, identifies syllables in words & combines them to form simple & familiar words.
- Understands that words are made of letters, visually recognises commonly occurring letters of home language & identifies words beginning with them. .
- Advances in maths skills through counting, comparing & ordering and improves spatial skills.

- Advances in fine motor skills, eye-hand coordination & muscle strength, transitioning from simple activities to more precise tasks with some assistance.
- Promotes safety awareness by recognizing personal roles within family, neighbourhood & school & seeks help for injuries and identifies emergency helpers.
- Manages feelings through guided talks, role-play and coping strategies.

LEARNING TIME	MONDAY	TUESDAY	WEDNESDAY	THURSDAY	FRIDAY	SATURDAY
<b>WELCOME &amp; FREE PLAY</b> Let's get started!  Welcome  Warm up  Hygiene check  Attendance  Weather  Free conversation						
Let's play!  Provide different play materials for choice based play						


### Snack (10mins)

LEARNING AND PLAY	MONDAY	TUESDAY	WEDNESDAY	THURSDAY	FRIDAY	SATURDAY
Let's weave wonders!    Story telling: Gratitude Towards Family & Friends <span style="float: right;">1.1</span>	Singing Rhymes: Spatial & Positional Concepts <span style="float: right;">2.8</span>	Story Telling: Gender Inclusion <span style="float: right;">1.14</span>	Story Telling: Friendship & Cooperation <span style="float: right;">1.3</span>	Singing Rhymes: Rules in the Classroom/ House/ Road/ Park <span style="float: right;">2.12</span>	Free Picture book/Story Book Reading Time <span style="float: right;">4</span>	
Let's explore!   Measure & Compare: Length, Weight and Height <span style="float: right;">26</span>	Number Vocabulary: Understanding & Counting in Correct Sequence <span style="float: right;">25</span>	Playing with shape tangrams & making different figures <span style="float: right;">23</span>	Number Vocabulary: Understanding & Counting in Correct Sequence <span style="float: right;">25</span>	Identical Object Challenge: Observe & Compare Objects Basis Change in Appearance <span style="float: right;">22</span>	Weekly Worksheet: <ul style="list-style-type: none"> <li>• 3-4: Shapes Matching (Pg. 45)</li> <li>• 4-5: Letter Box Colouring (Pg. 15) &amp; Missing Objects (Pg. 53)</li> <li>• 5-6: Problem-Solving Maze (Pg. 19) &amp; Colour and Trace (Pg. 3)</li> </ul>	
Let's hear and talk!   Game of Sounds: Break, Join & Replace Syllables <span style="float: right;">56</span>	Who am I?: Guess, Identify & Describe objects <span style="float: right;">37</span>	Recognise Alphabets: Identify & Associate common alphabets of L1 with sound <span style="float: right;">51</span>	Health & Hygiene: Discussion on Routine, Body Parts, Tools to Clean <span style="float: right;">40</span>	Game of Sounds: Break, Join & Replace Syllables <span style="float: right;">56</span>		
Let's create!   Sandy Discoveries: Free Sand Play <span style="float: right;">65</span>	Wrap It Up: Shapes, Boxes, and Decorations <span style="float: right;">90</span>	Festivals: Celebrate & Learn/ Appreciate Diversity <span style="float: right;">88</span>	Fun with Lines: Identify & Create-Curved, Zig-zag, Straight Lines <span style="float: right;">84</span>	Wrap It Up: Shapes, Boxes, and Decorations <span style="float: right;">90</span>	Observation Based Reinforcement Activities  Choice based free indoor/outdoor play OR Community Visit	
Let's appreciate!   Grow a Plant: Nurture, Understand Parts & Function <span style="float: right;">96</span>	Big Feelings: Express, Release & Manage <span style="float: right;">116</span>	Follow the instructions: Body movements <span style="float: right;">47</span>	Lets discuss: Safe & unsafe situations around us <span style="float: right;">114</span>	All We Use: Match Objects with their Uses <span style="float: right;">101</span>	Prepare for Following Week <span style="float: right;">62</span>	

### Lunch and Rest (30min)

<b>REFLECT AND WRAP</b> Let's get active!  Provide different outdoor play materials for choice based play						
Let's reflect!  Free conversation  Recap  Favourite Activity  Clean Up  Share about next day  Bye-bye						

## HOME LEARNING ACTIVITIES




Encourage children to practice feeling management strategies like counting till 5, hugging oneself, taking deep breaths etc. whenever they experience different feelings. Make a pictorial reminder poster with them.

Take a nature walk with children to explore plants. Discuss different parts of plants, like leaves, flowers, and stems. Encourage gratitude by asking, "What do you appreciate about each plant part?"

Use old newspapers or magazines to cut out various pieces/ shapes. Let children arrange them into unique collages. Discuss different types of lines and patterns formed.



# WEEK 23



## WHAT CHILDREN WOULD LEARN:

- Explores taste & texture variations, & differentiates tactile qualities in objects through comparisons & seriation.
- Shows curiosity in observing nature & avoiding unnecessary harm to plants, animals.
- Shows technological aptitude by choosing & interacting with appropriate tools with assistance.
- Actively practices inclusion- gender and disability.

- Blends syllabic sounds, forming familiar words with improved phonetic accuracy.
- Develops collaborative skills by producing a variety of sounds & visual artworks in groups, attempting coordination of speech, movement & sound.
- Explores multi-sensory activities, creating forms, shapes & experimenting with rhythmic expressions.

	LEARNING TIME	MONDAY	TUESDAY	WEDNESDAY	THURSDAY	FRIDAY	SATURDAY	
WELCOME & FREE PLAY	Let's get started!	25 mins	Welcome	Warm up	Hygiene check	Attendance	Weather	Free conversation
	Let's play!	30 mins	Provide different play materials for choice based play					

### Snack (10mins)

LEARNING AND PLAY	Let's weave wonders!	20 mins	Singing Rhymes: Handwashing & Personal Hygiene 2.3	Story Telling: Gender Inclusion 1.14	Story Telling: Friendship & Cooperation 1.3	Story Telling: Disability & Inclusion 1.11	Story telling: Environment 1.2	Free Picture book/Story Book Reading Time 4
	Let's explore!	30 mins	Measure & Compare: Length, Weight and Height 26	Explore Technology: Identify Tools & Understand Uses 15	Number Vocabulary: Understanding & Counting in Correct Sequence 25	Money Matters: Understand & Transact 24	Feel the difference: Experiment, Explore, Compare Temperature Differences 21	Weekly Worksheet: • 3-4: Sense of Taste (Pg. 15) • 4-5: Concept of Weight (Pg. 27) & Picture-Sound Matching - ऋ (Pg. 52) • 5-6: Picture-Sound Matching (Pg. 41)
	Let's hear and talk!	20 mins	Who am I?: Guess, Identify & Describe objects 37	Game of Sounds: Break, Join & Replace Syllables 56	Who am I?: Touch, Feel & Guess 57	Weeks & Months: Name, Discuss & Associate Events 55	Recognise Alphabets: Identify & Associate common alphabets of L1 with sound 51	
	Let's create!	25 mins	Lets Dance!: Create body movement patterns & perform to fast/slow beats 77	Food Magic: Recognise Smell, Taste, Texture & Cook 73	Shelter: Talk About Need & Create Using Different Materials 75	Music Patterns: Create, Compare-High/Low Pitch, Loud/Soft Sounds 83	Stamping & Painting: Things around me 79	Observation Based Reinforcement Activities
	Let's appreciate!	20 mins	Disability & Inclusion: Recognise, Include, Understand & Respect 113	Road Safety: Understand & Role Play Rules 45	Experiment with Water: See what sinks, floats, dissolves, settles, changes colour etc. 13	Big Feelings: Express, Release & Manage 116	Grow a Plant: Nurture, Understand Parts & Function 96	Choice based free indoor/outdoor play OR Community Visit Prepare for Following Week 62

### Lunch and Rest (30min)

REFLECT AND WRAP	Let's get active!	20 mins	Provide different outdoor play materials for choice based play										
	Let's reflect!	10 mins	Free conversation	Recap	Favourite Activity	Clean Up	Share about next day	Bye-bye					

## HOME LEARNING ACTIVITIES




Discuss different types of shelters (nests, burrows, dens). Encourage your child to build miniature shelters using paper, twigs, or small boxes. Ask questions like, "What kind of home do birds live in?"

Plan language games with children, Pick a sound and take turns to share as many names of different objects starting from that sound as you can.

Plant gram seeds in a small pot, water them & watch as tiny sprouts emerge. Discuss the different parts of plants and their growth. Engage in a daily sprout check to witness the journey.

# WEEK 24



## WHAT CHILDREN WOULD LEARN:

- Imagines & narrates personalized endings of the story.
- Explores a variety of grasps and grips while using art materials, tools, and instruments.
- Applies known information in a new context & makes choices and expresses preferences.
- Blends syllabic sounds, forming familiar words with improved phonetic accuracy.

- Understands the concept of shadow creation and plays making & guessing shadows.
- Identifies missing parts of a picture, rhyming words and alliterations.
- Actively practices safety and inclusion. recognises safe & unsafe situations.
- Enjoys everyday activities & follows short simple instructions.

LEARNING TIME	MONDAY	TUESDAY	WEDNESDAY	THURSDAY	FRIDAY	SATURDAY
WELCOME & FREE PLAY	Let's get started!  Welcome	Warm up	Hygiene check	Attendance	Weather	Free conversation
	Let's play!  Provide different play materials for choice based play					


### Snack (10mins)

LEARNING AND PLAY	MONDAY	TUESDAY	WEDNESDAY	THURSDAY	FRIDAY	SATURDAY
Let's weave wonders!	Story Telling: Gender Inclusion	Singing Rhymes: Let's Eat Healthy	Singing Rhymes: Seasons	Story Telling: Safe Adults	Story Telling: Conflict Resolution	Creating Picture/Word Wall
Let's explore!	Number Vocabulary: Understanding & Counting in Correct Sequence	Complete the Puzzle: Identify, Extend & Make	Measure & Compare: Length, Weight and Height	Number Vocabulary: Understanding & Counting in Correct Sequence	Identical Object Challenge: Observe & Compare Objects Basis Change in Appearance	Monthly ECCE Day Discuss with Caregivers- • Workshop on making simple toys and learning materials using easily available low-cost/no-cost materials
Let's hear and talk!	Smell & Tell: Identify, Distinguish as Pleasant/Unpleasant	My Colourful India: Explore, Understand & Appreciate Diversity	Game of Sounds: Break, Join & Replace Syllables	Finding Rhyming Words: Recognise, Identify, Create Strings	Recognise Alphabets: Identify & Associate common alphabets of L1 with sound	
Let's create!	Make your own rhyme/song	Floor Art: Rangoli (Shapes, Pattern & more)	Artistic Adventure: Tearing and Pasting	Make your own rhyme/song	Create with Clay: Make Different Tools, Discuss & Use for Role-play	
Let's appreciate!	Shadow Game: Understand, Create & Guess	Nature Walk: Sort & classify different objects	Lets Discuss: Safe & Unsafe Situations Around Us	Roll & Slide: Predict, Experiment, Find out	Dressing up: Understanding Need, Diversity & Practicing Autonomy	

### Lunch and Rest (30min)

REFLECT AND WRAP	Let's get active!  Provide different outdoor play materials for choice based play	
	Let's reflect!  Free conversation	Recap  Favourite Activity  Clean Up  Share about next day  Bye-bye

### HOME LEARNING ACTIVITIES




Make nature rangoli by collecting leaves, flowers, or small pebbles. Encourage children to arrange them in a rangoli pattern, exploring textures and natural elements.

Pick up pictures from old books & newspaper & tear them into 3-4 parts to make puzzles. Encourage children to place the pieces together and complete the image. You can also hide a piece & tell child to guess!

Fill small bottles or bowl with items like garlic, flower, etc. Have the child close their eyes, smell each, define the smell & guess the objects.



# WEEK 25



## WHAT CHILDREN WOULD LEARN:

- Seeks help, enjoys peer play, waits for turns & uses different materials to make visual art.
- Listens to and comprehends simple instructions using number words and shape names & identifies the beginning & last syllables in words.
- Independently identifies & describes common objects.
- Understands ideas of reducing waste, reusing & recycling things.

- Associates emotions with words, facial expressions & learns to manage them.
- Makes small groups of objects, counts the total number of objects & combines two groups up to five objects. Identifies Indian currency and play with dummy money.
- Enjoys everyday activities & follows short simple instructions & exhibits motor control

LEARNING TIME	MONDAY	TUESDAY	WEDNESDAY	THURSDAY	FRIDAY	SATURDAY
<b>WELCOME &amp; FREE PLAY</b> Let's get started!  Welcome  Warm up  Hygiene check  Attendance  Weather  Free conversation						
Let's play!  Provide different play materials for choice based play						


### Snack (10mins)

LEARNING AND PLAY	MONDAY	TUESDAY	WEDNESDAY	THURSDAY	FRIDAY	SATURDAY
Let's weave wonders!   Singing Rhymes: Add & Reduce Objects <span style="float: right;">2.13</span>	Singing Rhymes: Rules in the Classroom/ House/ Road/ Park <span style="float: right;">2.12</span>	Story Telling: Our Universe (Sun, stars, moon, planets etc.) <span style="float: right;">1.9</span>	Singing Rhymes: Colours <span style="float: right;">2.11</span>	Story Telling: Disability and Inclusion <span style="float: right;">1.11</span>	Free Picture book/Story Book Reading Time <span style="float: right;">4</span>	
Let's explore!   Complete the Puzzle: Identify, Extend & Make <span style="float: right;">27</span>	How Many Do I Have?: Give, Take, Divide & Count Objects <span style="float: right;">28</span>	Measure & Compare: Length, Weight and Height <span style="float: right;">26</span>	How Many Do I Have?: Give, Take, Divide & Count Objects <span style="float: right;">28</span>	Money Matters: Understand & Transact <span style="float: right;">24</span>	Weekly Worksheet: • 3-4: Sense of Taste (Pg. 15) • 4-5: Concept of Width (Pg. 19) & Collage Work (Pg. 26) • 5-6: Number Comparison (Pg. 40) & Picture-Word Matching (Pg. 51)	
Let's hear and talk!   Follow the instructions: Find objects as per instruction <span style="float: right;">58</span>	Game of Sounds: Break, Join & Replace Syllables <span style="float: right;">56</span>	Recognise Alphabets: Identify & Associate common alphabets of L1 with sound <span style="float: right;">51</span>	Smell & Tell: Identify, Distinguish as Pleasant/Unpleasant <span style="float: right;">39</span>	Memory Magic: Recall Objects, Words & Patterns <span style="float: right;">54</span>	Observation Based Reinforcement Activities	
Let's create!   Sandy Discoveries: Free Sand Play <span style="float: right;">65</span>	Fun with Lines: Identify & Create- Curved, Zig-zag, Straight Lines <span style="float: right;">84</span>	Food Magic: Smell, Taste & Guess the Ingredients <span style="float: right;">73</span>	Wrap It Up: Shapes, Boxes, and Decorations <span style="float: right;">90</span>	Wonders in our Bin: Reuse & Recycle Safe Waste Creatively <span style="float: right;">81</span>	Choice based free indoor/outdoor play OR Community Visit	
Let's appreciate!   Big Feelings: Express, Release & Manage <span style="float: right;">116</span>	Lets Discuss: Safe & Unsafe Situations Around Us <span style="float: right;">114</span>	Disability & Inclusion: Recognise, Include, Understand & Respect <span style="float: right;">113</span>	Shadow Game: Understand, Create & Guess <span style="float: right;">117</span>	Animals, insects & birds around me: Identify, Name & Describe <span style="float: right;">107</span>	Prepare for Following Week <span style="float: right;">62</span>	

### Lunch and Rest (30min)

<b>REFLECT AND WRAP</b> Let's get active!  Provide different outdoor play materials for choice based play						
Let's reflect!  Free conversation  Recap  Favourite Activity  Clean Up  Share about next day  Bye-bye						

## HOME LEARNING ACTIVITIES




Place coins under a sheet of paper and encourage children to use crayons to create shadings, revealing the impressions of the coins. Play simple monetary transaction games with children.

Talk about rules and discipline for different spaces with children, like- home, road, class, religious place, park etc. Encourage them to understand, remember & practice these.

Create a puzzle with shapes cut from coloured paper or newspaper. Encourage child to identify/sort/count them & make different objects using them in combination.

# WEEK 26



## WHAT CHILDREN WOULD LEARN:

- Makes small groups of objects, counts the total number of objects, groups & distributes objects equally.
- Enjoys everyday activities & follows short simple instructions, arranges objects in order up to three levels & identifies missing parts of a picture.
- Identifies the beginning & end syllables in words.

- Eats a variety of food from different food groups & identifies healthy and unhealthy food.
- Associates emotions with words/facial expressions/body reactions, recognises-practices strategies to manage feelings & follows classroom norms.
- Expresses views on needs of plants, birds & animals & displays affection towards others.

LEARNING TIME	MONDAY	TUESDAY	WEDNESDAY	THURSDAY	FRIDAY	SATURDAY
<b>WELCOME &amp; FREE PLAY</b> Let's get started!  Welcome  Warm up  Hygiene check  Attendance  Weather  Free conversation						
Let's play!  Provide different play materials for choice based play						

### Snack (10mins)

<b>LEARNING AND PLAY</b>	Let's weave wonders!   Story Telling: Gratitude Towards Family & Friends	Story Telling: Environment	Singing Rhymes: Add & Reduce Objects	Story Telling: Gender Inclusion	Let's Describe Pictures: Talk and discuss what one can see	Free Picture book/Story Book Reading Time
	Let's explore!   First, Then & After: Sequencing Events	How Many Do I Have?: Give, Take, Divide & Count Objects	Complete the Puzzle: Identify, Extend & Make	How Many Do I Have?: Give, Take, Divide & Count Objects	Measure & Compare: Length, Weight and Height	Weekly Worksheet: <ul style="list-style-type: none"> <li>• 3-4: Problem Solving (Pg. 35)</li> <li>• 4-5: Sequence of Events (Pg. 22) &amp; Trace and Colour (Pg. 24)</li> <li>• 5-6: Addition (Pg. 49)</li> </ul>
	Let's hear and talk!   Weeks & Months: Name, Discuss & Associate Events	Game of Sounds: Break, Join & Replace Syllables	Who am I?: Guess, Identify & Describe objects	Lets Discuss: Safe Adults Around Us	Food Chart: Name, Identify Taste, Distinguish as Healthy/Unhealthy	
	Let's create!   Make your own rhyme/song	Let's Cook: Make Fruit and Vegetable Chaat	Making Classroom Rules Poster/Wall	Let's Create: Common spaces in neighbourhood	Festivals: Celebrate & Learn/ Appreciate Diversity	
	Let's appreciate!   Grow a Plant: Nurture, Understand Parts & Function	Dressing up: Understanding Need, Diversity & Practicing Autonomy	Big Feelings: Express, Release & Manage	Who am I?: Touch, Feel & Guess	Shadow Game: Understand, Create & Guess	
					Observation Based Reinforcement Activities Choice based free indoor/outdoor play OR Community Visit Prepare for Following Week	

### Lunch and Rest (30min)


<b>REFLECT AND WRAP</b>	Let's get active!  Provide different outdoor play materials for choice based play	
	Let's reflect!  Free conversation  Recap  Favourite Activity  Clean Up  Share about next day  Bye-bye	

## HOME LEARNING ACTIVITIES

Use catchy song tunes to introduce days of the week & month to help memorise them. Sing together every day to help recall & discuss what date/day/month it is daily.


Help children develop ability to sequence & share events by asking them daily about their day and experiences- what did they do first? After that? In the End? etc. Similarly tell them share stories & talk about steps of different tasks..

Engage children in art & craft activities of making 'Thank You' cards & small items of clay or others as gift gestures to express gratitude. Talk about who children would like to thank & why.





# WEEK 27



## WHAT CHILDREN WOULD LEARN:

- Combines two groups up to five objects and recounts & arranges objects in order.
- Identifies rhyming words & alliterations, recognises & connects commonly occurring letters to sounds & applies known information in a new context.
- Understands sequencing of events & using vocabulary to express the same. Understands life-cycle of different life forms.

- Associates emotions with words, facial expressions, body reactions & practices strategies to manage them. Actively practices safety & inclusion.
- Develops vocabulary & understanding of directions and positions.
- Explores and uses different materials to make visual art work & creates imprints.

LEARNING TIME	MONDAY	TUESDAY	WEDNESDAY	THURSDAY	FRIDAY	SATURDAY
<b>WELCOME &amp; FREE PLAY</b> Let's get started!  Welcome  Warm up  Hygiene check  Attendance  Weather  Free conversation						
Let's play!  Provide different play materials for choice based play						

### Snack (10mins)

LEARNING AND PLAY	MONDAY	TUESDAY	WEDNESDAY	THURSDAY	FRIDAY	SATURDAY
Let's weave wonders!   Story Telling: Gender Inclusion	Singing Rhymes: Direction and Position	Story Telling: Road Safety	Story Telling: Safe/Unsafe Touch and Body Safety	Singing Rhymes: Add & Reduce Objects	Free Picture book/Story Book Reading Time	
Let's explore!   First, Then & After: Sequencing of events	How Many Do I Have?: Give, Take, Divide & Count Objects	Identical Object Challenge: Observe & Compare Objects Basis Change in Appearance	Playing with shape tangrams & making different figures	Feel the difference: Experiment, Explore, Compare Temperature Differences	Weekly Worksheet: <ul style="list-style-type: none"> <li>• 3-4: Collage Work (Pg. 18)</li> <li>• 4-5: Picture-Sound Matching - क (Pg. 54)</li> <li>• 5-6: Concept of Habitat (Pg. 43)</li> </ul>	
Let's hear and talk!   Health & Hygiene: Discussion of body parts and tools	Lets Discuss: Safe Adults Around Us	Recognise Alphabets: Identify & Associate common alphabets of L1 with sound	Finding Rhyming Words: Recognise, Identify, Create Strings	My Colourful India: Explore, Understand & Appreciate Diversity		
Let's create!   Fun with Pictures: Cut/Tear Along the Outline	Make your own rhyme/song	Food Magic: Smell, Taste & Guess the Ingredients	Wrap It Up: Shapes, Boxes, and Decorations	Shelter: Talk About Need & Create Using Different Materials	Observation Based Reinforcement Activities	
Let's appreciate!   Lifecycle: Discuss & Understand Different Life Forms	Big Feelings: Express, Release & Manage	Identifying Common Symbols Around Us (Road Safety, Washroom, Food, Danger etc.)	Disability & Inclusion: Recognise, Include, Understand & Respect	Shadow Game: Understand, Create & Guess	Choice based free indoor/outdoor play OR Community Visit	Prepare for Following Week

### Lunch and Rest (30min)


<b>REFLECT AND WRAP</b> Let's get active!  Provide different outdoor play materials for choice based play						
Let's reflect!  Free conversation  Recap  Favourite Activity  Clean Up  Share about next day  Bye-bye						

## HOME LEARNING ACTIVITIES


Play number and counting games with children using household objects. Give & take from a counted collection of objects & encourage them to count what is left after giving/taking objects from collection.

Dig out old photographs of your children, you & of other family members. Talk about how everyone looks in different stages & guess their age. Look at pictures in newspapers/old books to understand how human body changes with age.

Play guess & tell games with children. Take turns to give cues related to different objects- colour, shape, use, position, texture, smell etc. & guess them.



# WEEK 28



## WHAT CHILDREN WOULD LEARN:

- Creates classroom job charts/posters/models along with other children & with the support of teachers.
- Recognises and connects commonly occurring letters to sounds, words.
- Combines two groups up to five objects and recounts & arranges objects in order up to three levels.

- Plays simple memory and matching games & recognises the effect of one object on another.
- Shares their own ideas, tools, methods of working & responses in peer group.
- Notices and describes general details of common objects, people, pictures, animals, birds in the immediate environment and in pictures/models.

LEARNING TIME	MONDAY	TUESDAY	WEDNESDAY	THURSDAY	FRIDAY	SATURDAY
<b>WELCOME &amp; FREE PLAY</b> Let's get started!  Welcome  Warm up  Hygiene check  Attendance  Weather  Free conversation						
Let's play!  Provide different play materials for choice based play						

### Snack (10mins)

LEARNING AND PLAY	MONDAY	TUESDAY	WEDNESDAY	THURSDAY	FRIDAY	SATURDAY
Let's weave wonders!   Singing Rhymes: Direction and Position	Singing Rhymes: Rules in the Classroom/ House/ Road/ Park	Singing Rhymes: Add & Reduce Objects	Singing Rhymes: Seasons	Story Telling: Safe Adults	Creating Picture/Word Wall	
Let's explore!   First, Then & After: Sequencing of events	How Many Do I Have?: Give, Take, Divide & Count Objects	Models & Maps: Create, Read, Understand	How Many Do I Have?: Give, Take, Divide & Count Objects	Complete the Puzzle: Identify, Extend & Make	Monthly ECCE Day	Discuss with Caregivers-
Let's hear and talk!   Lets Discuss: Safe Adults Around Us	Recognise Alphabets: Identify & Associate common alphabets of L1 with sound	What will happen if?: Think & Apply Reasoning to Situations	Recognise Alphabets: Identify & Associate common alphabets of L1 with sound	Memory Magic: Recall Objects, Words & Patterns		• General progress of child
Let's create!   Stamping & Painting: Things around me	Craft & Creativity: Create Paper-Mache Art & Objects	Floor Art: Rangoli (Shapes, Pattern & more)	Make your own rhyme/song	Artistic Adventure: Free Painting and Drawing		• Domain wise learning mela to understand current skill level
Let's appreciate!   Can you find me?: Find objects basis shared criteria	Let's Construct: Houses, Bridges, Roadways & More	Loud or Soft: Identify sounds, Distinguish & Create Different Pitch Sounds	Lifecycle: Discuss & Understand for Different Life Forms	Shadow Game: Understand, Create & Guess		• Show & discuss child portfolio

### Lunch and Rest (30min)

<b>REFLECT AND WRAP</b> Let's get active!  Provide different outdoor play materials for choice based play						
Let's reflect!  Free conversation  Recap  Favourite Activity  Clean Up  Share about next day  Bye-bye						

### HOME LEARNING ACTIVITIES




Walk around the home/neighbourhood with your children & observe shadows casted by different objects. Talk about these, trace them using chalk on ground & compare how they change at different points in the day.

Encourage children to play with clay/dough- let them create whatever they want. Talk, discuss & appreciate their creations. You can also tell them to make shapes, different types of lines, animals etc.

Create a map of your house/neighbourhood with your children. Encourage them to take a tour, observe & draw things out, putting in landmarks /reference points/ objects. Discuss these.



# WEEK 29



## WHAT CHILDREN WOULD LEARN:

- Sings rhymes with correct sequence, rhythm & melody, expressing emotions through facial expressions & gestures.
- Develops spatial, problem-solving & logical reasoning skills.
- Identifies & matches puzzle pieces correctly, extending patterns & sequences within the puzzle.

- Discusses safe adults in various contexts, identifying & naming them.
- Creates rhythmic beats using household items, exploring diverse sounds & patterns.
- Participates in festivals, learning about diverse practices & develops cultural appreciation.
- Enhances predictive skills by guessing the impact of events or actions.

LEARNING TIME	MONDAY	TUESDAY	WEDNESDAY	THURSDAY	FRIDAY	SATURDAY
<b>WELCOME &amp; FREE PLAY</b> Let's get started!  Welcome  Warm up  Hygiene check  Attendance  Weather  Free conversation						
Let's play!  Provide different play materials for choice based play						

### Snack (10mins)

LEARNING AND PLAY	MONDAY	TUESDAY	WEDNESDAY	THURSDAY	FRIDAY	SATURDAY
Let's weave wonders!   Singing Rhymes: Add & Reduce Objects	Singing Rhymes: Direction and Position	Story Telling: Safe/Unsafe Touch & Body Safety	Singing Rhymes: Seasons	Singing Rhymes: Colours	Free Picture book/Story Book Reading Time	
Let's explore!   Identical Object Challenge: Observe & Compare Objects Basis Change in Appearance	Models & Maps: Create, Read, Understand	How Many Do I Have?: Give, Take, Divide & Count Objects	Complete the Puzzle: Identify, Extend & Make	Money Matters: Understand & Transact	Weekly Worksheet:	
Let's hear and talk!   What will happen if?: Think & Apply Reasoning to Situations	Game of Sounds: Break, Join & Replace Syllables	Recognise Alphabets: Identify & Associate common alphabets of L1 with sound	Lets Discuss: Safe Adults Around Us	My Colourful India: Explore, Understand & Appreciate Diversity	• 3-4: Problem Solving (Pg. 42) • 4-5: Number Comparison (Pg. 55) • 5-6: Maze - Problem Solving (Pg. 8)	
Let's create!   Make your own rhyme/song	Lets Dance!: Create body movement patterns & perform to fast/slow beats	Festivals: Celebrate & Learn/ Appreciate Diversity	Music Patterns: Create, Compare-High/Low Pitch, Loud/Soft Sounds	Shelter: Talk About Need & Create Using Different Materials	Choice based free indoor/outdoor play OR	
Let's appreciate!   Shadow Game: Understand, Create & Guess	Let's Construct: Houses, Bridges, Roadways & More	Big Feelings: Express, Release & Manage	Lifecycle: Discuss & Understand for Different Life Forms	Identifying Common Symbols Around Us (Road Safety, Washroom, Food, Danger etc.)	Community Visit Prepare for Following Week	

### Lunch and Rest (30min)

<b>REFLECT AND WRAP</b> Let's get active!  Provide different outdoor play materials for choice based play						
Let's reflect!  Free conversation  Recap  Favourite Activity  Clean Up  Share about next day  Bye-bye						

### HOME LEARNING ACTIVITIES




Enjoy dancing with your children, making up moves to fast and slow music beats by playing or singing different rhymes and songs in multiple languages.

Encourage your children understand about money by showing and using real coins/notes for simple transactions. During your market visits, let the child handover and take money back from shopkeepers.

Play guess & tell games with children. Take turns to give cues related to different objects- colour, shape, use, position, texture, smell etc. & guess them.

# WEEK 30



## WHAT CHILDREN WOULD LEARN:

- Explores various types of food to understand importance of nutrition & diversity in diet.
- Collaborates with others, takes up responsibility & understands importance of following rules.
- recognises common alphabets & engages actively in story telling and picture book/story book reading sessions.

- Applies creative thinking to reuse & recycle safe waste & keeps surroundings clean.
- Enhances fine motor skills and creativity by cutting or tearing along outlines of common pictures.
- Observes & compares objects based on changes in appearance, experiments & applies logical reasoning.

	LEARNING TIME	MONDAY	TUESDAY	WEDNESDAY	THURSDAY	FRIDAY	SATURDAY	
WELCOME & FREE PLAY	Let's get started!	25 mins	Welcome	Warm up	Hygiene check	Attendance	Weather	Free conversation
	Let's play!	30 mins	Provide different play materials for choice based play					

### Snack (10mins)

LEARNING AND PLAY	Let's weave wonders!	20 mins	Story Telling: Taking Responsibility, Working With & Helping Others <span style="float: right;">1.15</span>	Singing Rhymes: Add & Reduce Objects <span style="float: right;">2.13</span>	Story Telling: Taking Responsibility, Working With & Helping Others <span style="float: right;">1.15</span>	Singing Rhymes: Direction and Position <span style="float: right;">2.14</span>	Singing Rhymes: Rules in the Classroom/ House/ Road/ Park <span style="float: right;">2.12</span>	Free Picture book/Story Book Reading Time <span style="float: right;">4</span>
	Let's explore!	30 mins	Identical Object Challenge: Observe & Compare Objects Basis Change in Appearance <span style="float: right;">22</span>	Experiment with Water: See what sinks, floats, dissolves, settles, changes colour etc. <span style="float: right;">13</span>	First, Then & After: Sequencing of events <span style="float: right;">29</span>	How Many Do I Have?: Give, Take, Divide & Count Objects <span style="float: right;">28</span>	Models & Maps: Create, Read, Understand <span style="float: right;">30</span>	Weekly Worksheet: <ul style="list-style-type: none"> <li>• 3-4: Collage Work (Pg. 30)</li> <li>• 4-5: Number Comparison (Pg. 51) &amp; Collage Work (Pg. 34)</li> <li>• 5-6: Trace &amp; Colour (Pg. 20) &amp; Free Drawing (Pg. 56)</li> </ul>
	Let's hear and talk!	20 mins	Exploring Food: Types, Tastes, Preferences, Nutrition <span style="float: right;">61</span>	What will happen if?: Think & Apply Reasoning to Situations <span style="float: right;">60</span>	Recognise Alphabets: Identify & Associate common alphabets of L1 with sound <span style="float: right;">59</span>	Game of Sounds: Break, Join & Replace Syllables <span style="float: right;">56</span>	Lets Discuss: Safe Adults Around Us <span style="float: right;">59</span>	Observation Based Reinforcement Activities
	Let's create!	25 mins	Making Classroom Rules Poster/Wall <span style="float: right;">89</span>	Artistic Adventure: Tearing and Pasting <span style="float: right;">74</span>	Craft & Creativity: Create Paper-Mache Art & Objects <span style="float: right;">92</span>	Fun with Pictures: Cut/Tear Along the Outline <span style="float: right;">82</span>	Wonders in our Bin: Reuse & Recycle Safe Waste Creatively <span style="float: right;">81</span>	
	Let's appreciate!	20 mins	Experiment with Air: Observe what blows in wind and what does not <span style="float: right;">102</span>	Let's Construct: Houses, Bridges, Roadways & More <span style="float: right;">31</span>	Dressing up: Understanding Need, Diversity & Practicing Autonomy <span style="float: right;">112</span>	Touch, Feel, Recognise: Understand & Compare Textures <span style="float: right;">111</span>	Lifecycle: Discuss & Understand for Different Life Forms <span style="float: right;">118</span>	Choice based free indoor/outdoor play OR Community Visit

### Lunch and Rest (30min)


REFLECT AND WRAP	Let's get active!	20 mins	Provide different outdoor play materials for choice based play										
	Let's reflect!	10 mins	Free conversation	Recap	Favourite Activity	Clean Up	Share about next day	Bye-bye					

## HOME LEARNING ACTIVITIES

Engage in story telling sessions with children. Encourage them to share their favourite stories. Together you can create fun stories and rhymes on different topics, as well.


Engage children in taking up responsibility of simple tasks like laying the table, help clean-up toys, water the plants etc. in the house. Make a pictorial chart of daily responsibilities as a reminder with them.

Encourage children to practice independence by dressing up, helping them understand why we wear different clothes and celebrate personal choices in attire.





# WEEK 31



## WHAT CHILDREN WOULD LEARN:

- Compares objects based on texture, shape, temperature, colour, size, weight etc. Puts objects & events in logical sequence.
- Actively understands & practices safety, common rules, management of feelings & inclusion.
- Engages in narrating events, stories in sequence of occurrence, syllable & sound games.

- Explores, experiments and applies previous knowledge & logical reasoning to arrive at solutions.
- Demonstrates proficiency in number & counting, dividing objects equally in different ways, practicing give-take-count with concrete objects.
- Understands life-cycle of different living forms and places picture cards in sequence.

LEARNING TIME	MONDAY	TUESDAY	WEDNESDAY	THURSDAY	FRIDAY	SATURDAY
<b>WELCOME &amp; FREE PLAY</b> Let's get started!  Welcome  Warm up  Hygiene check  Attendance  Weather  Free conversation						
Let's play!  Provide different play materials for choice based play						

### Snack (10mins)

LEARNING AND PLAY	MONDAY	TUESDAY	WEDNESDAY	THURSDAY	FRIDAY	SATURDAY
Let's weave wonders!    Story Telling: Safe/Unsafe Touch & Body Safety <span>1.13</span>	Singing Rhymes: Rules in the Classroom/ House/ Road/ Park <span>2.12</span>	Singing Rhymes: Direction and Position <span>2.14</span>	Singing Rhymes: Add & Reduce Objects <span>2.13</span>	Story Telling: Taking Responsibility, Working With & Helping Others <span>1.15</span>	Free Picture book/Story Book Reading Time <span>4</span>	
Let's explore!   Let's Construct: Houses, Bridges, Roadways & More <span>31</span>	How Many Do I Have?: Give, Take, Divide & Count Objects <span>28</span>	First, Then & After: Sequencing of events <span>29</span>	Playing with shape tangrams & making different figures <span>23</span>	Feel the difference: Experiment, Explore, Compare Temperature Differences <span>21</span>	Weekly Worksheet: <ul style="list-style-type: none"> <li>• 3-4: Concept of Numbers (Pg. 47)</li> <li>• 4-5: Matching Same Colour Objects (Pg. 49)</li> <li>• 5-6: Number Comparison (Pg. 44)</li> </ul>	
Let's hear and talk!   Game of Sounds: Break, Join & Replace Syllables <span>56</span>	Exploring Food: Types, Tastes, Preferences, Nutrition <span>61</span>	Recognise Alphabets: Identify & Associate common alphabets of L1 with sound <span>51</span>	What will happen if?: Think & Apply Reasoning to Situations <span>60</span>	My Colourful India: Explore, Understand & Appreciate Diversity <span>53</span>	Observation Based Reinforcement Activities	
Let's create!   Draw What You See: Perspective Based Drawing <span>93</span>	Floor Art: Rangoli (Shapes, Pattern & more) <span>86</span>	Craft & Creativity: Create Paper-Mache Art & Objects <span>92</span>	Let's Create: Common spaces in neighbourhood <span>87</span>	Food Magic: Smell, Taste & Guess the Ingredients <span>73</span>	Choice based free indoor/outdoor play OR Community Visit	
Let's appreciate!   Dressing up: Understanding Need, Diversity & Practicing Autonomy <span>112</span>	Big Feelings: Express, Release & Manage <span>116</span>	Countries & Culture: Know & Understand About the World <span>119</span>	Disability & Inclusion: Recognise, Include, Understand & Respect <span>113</span>	Lifecycle: Discuss & Understand for Different Life Forms <span>117</span>	Prepare for Following Week <span>62</span>	

### Lunch and Rest (30min)

<b>REFLECT AND WRAP</b> Let's get active!  Provide different outdoor play materials for choice based play						
Let's reflect!  Free conversation  Recap  Favourite Activity  Clean Up  Share about next day  Bye-bye						

## HOME LEARNING ACTIVITIES


Engage children in creating their own picture/scrap book. Encourage them to tear & paste pictures they like from old newspapers/books etc. & of other natural materials like different leaves/flowers- Talk & Discuss.

Engage children in simple non-fire cooking activities for the family. Encourage them to identify & mix ingredients in different quantities, taste, smell, guess & make variations as needed.

Challenge children in construction exercises. For example- tell them to make the tallest tower they can using steel/plastic kitchen utensils, or a long bridge using bricks/stones etc.



# WEEK 32



## WHAT CHILDREN WOULD LEARN:

- Waits for turn, follows short instructions, shows affection, & plays inclusively with diverse peers.
- Assists the teacher, takes up active responsibility, organizes the classroom & shares objects equally.
- Expresses his/her own preferences, interests & makes choices. Engages in stamping & painting and other creative activities.

- Demonstrates understanding of the purpose and function of common items/tools/gadgets.
- Identifies rhyming words from familiar poems & creates new rhyming words.
- Identifies plots and characters in a story and retells it in the correct sequence using vocabulary from the story.

LEARNING TIME	MONDAY	TUESDAY	WEDNESDAY	THURSDAY	FRIDAY	SATURDAY
<b>WELCOME &amp; FREE PLAY</b> Let's get started!  Welcome  Warm up  Hygiene check  Attendance  Weather  Free conversation						
Let's play!  Provide different play materials for choice based play						

### Snack (10mins)

LEARNING AND PLAY	MONDAY	TUESDAY	WEDNESDAY	THURSDAY	FRIDAY	SATURDAY
Let's weave wonders!    Singing Rhymes: Handwashing and Personal Cleanliness <span style="float: right;">2.3</span>	Story Telling: Safe Adults <span style="float: right;">1.12</span>	Story Telling: Taking Responsibility, Working With & Helping Others <span style="float: right;">1.15</span>	Story Telling: Animals- Domestic & Wild <span style="float: right;">1.8</span>	Singing Rhymes: Direction and Position <span style="float: right;">2.14</span>	Creating Picture/Word Wall <span style="float: right;">115</span>	
Let's explore!   Identifying Common Symbols Around Us (Road Safety, Washroom, Food, Danger etc.) <span style="float: right;">32</span>	Money Matters: Understand & Transact <span style="float: right;">24</span>	How Many Do I Have?: Give, Take, Divide & Count Objects <span style="float: right;">28</span>	Find the Odd Picture/Object Out <span style="float: right;">17</span>	Let's Construct: Houses, Bridges, Roadways & More <span style="float: right;">31</span>	Monthly ECCE Day	
Let's hear and talk!   Memory Magic: Recall Objects, Words & Patterns <span style="float: right;">54</span>	Exploring Food: Types, Tastes, Preferences, Nutrition <span style="float: right;">61</span>	Recognise Alphabets: Identify & Associate common alphabets of L1 with sound <span style="float: right;">51</span>	What will happen if?: Think & Apply Reasoning to Situations <span style="float: right;">60</span>	Game of Sounds: Break, Join & Replace Syllables <span style="float: right;">56</span>	Discuss with Caregivers- • Connect with parents of other same age children on decided developmental themes	
Let's create!   Draw What You See: Perspective Based Drawing <span style="float: right;">93</span>	Stamping & Painting: Things around me <span style="float: right;">79</span>	Wrap It Up: Shapes, Boxes, and Decorations <span style="float: right;">90</span>	Making Classroom Rules Poster/Wall <span style="float: right;">89</span>	Festivals: Celebrate & Learn/ Appreciate Diversity <span style="float: right;">88</span>		
Let's appreciate!   Lets Discuss: Safe & Unsafe Situations Around Us <span style="float: right;">114</span>	Grow a Plant: Nurture, Understand Parts & Function <span style="float: right;">96</span>	All We Use: Match Objects with their Uses <span style="float: right;">101</span>	Lifecycle: Discuss & Understand for Different Life Forms <span style="float: right;">118</span>	Countries & Culture: Know & Understand About the World <span style="float: right;">119</span>		

### Lunch and Rest (30min)


<b>REFLECT AND WRAP</b> Let's get active!  Provide different outdoor play materials for choice based play						
Let's reflect!  Free conversation  Recap  Favourite Activity  Clean Up  Share about next day  Bye-bye						

## HOME LEARNING ACTIVITIES

Encourage children to identify common symbols like road signs, restroom signs, food symbols & danger signs in their surroundings for awareness & understanding. Find & talk about these wherever you see them.


Engage children in hands-on learning by asking them to give, take, divide equally and count everyday objects at home to different family members, like serving equal number of rotis to everyone, distributing plates etc.

Play a matching game with children where they connect & match everyday objects basis key properties like their use. For example- bucket-mug, brush-toothpaste, & lock-key.





# WEEK 33



## WHAT CHILDREN WOULD LEARN:

- Understands the concept of time- types and characteristics of different watches & clocks.
- Shows self-regulation skills by calmly accepting changes when feeling upset or angry.
- Identifies, names & distinguishes between healthy & unhealthy foods. Eats independently. Actively engages in literature, participating in stories, poems & read aloud.

- Expresses artistic creativity through drawing & colouring, evolving to create more precise artworks.
- Integrates simple words & inventive spellings into drawings, enhancing expressive abilities.
- Prioritises personal safety, identifies & expresses simple emotions through words & facial expressions, seeking support from familiar adults.

	LEARNING TIME	MONDAY	TUESDAY	WEDNESDAY	THURSDAY	FRIDAY	SATURDAY	
WELCOME & FREE PLAY	Let's get started!	25 mins	Welcome	Warm up	Hygiene check	Attendance	Weather	Free conversation
	Let's play!	30 mins	Provide different play materials for choice based play					

### Snack (10mins)

LEARNING AND PLAY	Let's weave wonders!	20 mins	Singing Rhymes: Using & Conserving Resources <span style="float: right;">2.15</span>	Story Telling: Taking Responsibility, Working With & Helping Others <span style="float: right;">1.15</span>	Singing Rhymes: Using & Conserving Resources <span style="float: right;">2.15</span>	Story Telling: Craft Your Own Creative Stories <span style="float: right;">5</span>	Story Telling: Safe Adults <span style="float: right;">1.12</span>	Free Picture book/Story Book Reading Time <span style="float: right;">4</span>
	Let's explore!	30 mins	Playing with jigsaw puzzles: Complete & Identify Missing Parts <span style="float: right;">27</span>	Clock Quest: Understand & Explore Concept of Time, Types of Clock/Watch <span style="float: right;">33</span>	How Many Do I Have?: Give, Take, Divide & Count Objects <span style="float: right;">28</span>	Clock Quest: Understand & Explore Concept of Time, Types of Clock/Watch <span style="float: right;">33</span>	Models & Maps: Create, Read, Understand <span style="float: right;">30</span>	Weekly Worksheet: <ul style="list-style-type: none"> <li>• 3-4: Draw a Book (Pg. 44)</li> <li>• 4-5: Concept of colour (Pg. 32)</li> <li>• 5-6: Complete the Picture (Pg. 14) &amp; Free Writing (Pg. 38)</li> </ul>
	Let's hear and talk!	20 mins	Exploring Food: Types, Tastes, Preferences, Nutrition <span style="float: right;">61</span>	My Colourful India: Explore, Understand & Appreciate Diversity <span style="float: right;">53</span>	What will happen if?: Think & Apply Reasoning to Situations <span style="float: right;">60</span>	Guess the Sound: Create, Recognise & Differentiate <span style="float: right;">36</span>	Lets Discuss: Safe Adults Around Us <span style="float: right;">59</span>	Observation Based Reinforcement Activities Choice based free indoor/outdoor play OR Community Visit Prepare for Following Week <span style="float: right;">62</span>
	Let's create!	25 mins	Little Authors: Design your own picture book <span style="float: right;">94</span>	Let's Cook: Make Fruit and Vegetable Chaat <span style="float: right;">71</span>	Craft & Creativity: Create Paper-Mache Art & Objects <span style="float: right;">92</span>	Floor Art: Rangoli (Shapes, Pattern & more) <span style="float: right;">86</span>	Lets Dance!: Create body movement patterns & perform to fast/slow beats <span style="float: right;">77</span>	
	Let's appreciate!	20 mins	Big Feelings: Express, Release & Manage <span style="float: right;">116</span>	Sorting Activity: Sort basis colour, shape, size & other criteria <span style="float: right;">103</span>	Let's Construct: Houses, Bridges, Roadways & More <span style="float: right;">31</span>	Road Safety: Understand & Role Play Rules <span style="float: right;">45</span>	Let's discuss: Safe & unsafe situations around us <span style="float: right;">114</span>	

### Lunch and Rest (30min)


REFLECT AND WRAP	Let's get active!	20 mins	Provide different outdoor play materials for choice based play					
	Let's reflect!	10 mins	Free conversation	Recap	Favourite Activity	Clean Up	Share about next day	Bye-bye

## HOME LEARNING ACTIVITIES


Make a colourful fruit & vegetable chaat together. Gather ingredients like apples, cucumbers, tomatoes, and sprinkle chaat masala for added flavour.

Create rangoli art using materials like coloured powders or even flower petals. Explore different shapes & patterns to make your rangoli vibrant and unique.

Using a clock or watch, explore the numbers, talk about the hour & minute hands & discuss daily activities associated with different times of the day.



# WEEK 34



## WHAT CHILDREN WOULD LEARN:

- Develops time-telling skills, recognising basic clock features, understanding simple time intervals, & associating the concept of time with their daily routines.
- Shows keen observation, attentive listening & adeptly follows instructions, matching descriptions with pictures effectively.
- Engages with environment, local/global culture & existing art while using resources mindfully.

- Engages in literature through stories & poems, expressing artistic creativity through precise drawings & colouring.
- Explores & appreciates world diversity through interactive experiences, learning about various cultures, traditions, & perspectives.
- Explores stories of national significance, fostering pride and understanding inspiring figures.

LEARNING TIME	MONDAY	TUESDAY	WEDNESDAY	THURSDAY	FRIDAY	SATURDAY
<b>WELCOME &amp; FREE PLAY</b> Let's get started!  Welcome  Warm up  Hygiene check  Attendance  Weather  Free conversation						
Let's play!  Provide different play materials for choice based play						

### Snack (10mins)

LEARNING AND PLAY	MONDAY	TUESDAY	WEDNESDAY	THURSDAY	FRIDAY	SATURDAY
Let's weave wonders!   Singing Rhymes: Different Types of Transport & Sounds  2.7	Story Telling: Craft Your Own Creative Stories  5	Singing Rhymes: Using & Conserving Resources  2.15	Story Telling: Taking Responsibility, Working With & Helping Others  1.15	Story Telling: Craft Your Own Creative Stories  5	Free Picture book/Story Book Reading Time  4	
Let's explore!   Clock Quest: Understand & Explore Concept of Time, Types of Clock/ Watch  33	Playing with shape tangrams & making different figures  23	Money Matters: Understand & Transact  24	Clock Quest: Understand & Explore Concept of Time, Types of Clock/ Watch  33	How Many Do I Have?: Give, Take, Divide & Count Objects  28	Weekly Worksheet: • 3-4: Similar Object Matching (Pg. 17) • 4-5: Count & Write Numbers (Pg. 38) • 5-6: Free Drawing (Pg. 48) & Addition (Pg. 53)	
Let's hear and talk!   Weeks & Months: Name, Discuss & Associate Events  55	Follow the instructions: Find objects as per instruction  58	Picture Hunt: Observe & Match Basis Criteria  34	What will happen if?: Think & Apply Reasoning to Situations  60	Exploring Food: Types, Tastes, Preferences, Nutrition  61		
Let's create!   Fun with Pictures: Cut/Tear Along the Outline  82	Little Authors: Design your own picture book  94	Draw What You See: Perspective Based Drawing  93	Food Magic: Smell, Taste & Guess the Ingredients  73	Music Patterns: Create, Compare-High/Low Pitch, Loud/Soft Sounds  83	Observation Based Reinforcement Activities	Choice based free indoor/outdoor play OR Community Visit
Let's appreciate!   Countries & Culture: Know & Understand About the World  119	Celebrating Heroes: Stories of National Pride  120	Dressing up: Understanding Need, Diversity & Practicing Autonomy  112	Countries & Culture: Know & Understand About the World  119	Celebrating Heroes: Stories of National Pride  120	Prepare for Following Week	62

### Lunch and Rest (30min)

<b>REFLECT AND WRAP</b> Let's get active!  Provide different outdoor play materials for choice based play						
Let's reflect!  Free conversation  Recap  Favourite Activity  Clean Up  Share about next day  Bye-bye						

## HOME LEARNING ACTIVITIES




Go on a scavenger hunt with your children! Find things around the house based on simple instructions, like "find something round" or "find something soft."

Turn your kitchen into a music studio and explore how different sounds are made. Make beats with your children using pots, pans & spoons as your instruments.

Explore weeks & months together. Use a calendar to talk about the days & months. Discuss special events, festivals & birthdays, associating them with different months.



# WEEK 35



## WHAT CHILDREN WOULD LEARN:

- Actively engages in literature & explores stories of national significance & inspiring figures.
- Develops adequate vocabulary & expresses spatial understanding through primitive maps.
- Observes, compares, describes, & creatively applies knowledge to identify common letters & their sounds, signs, logos & labels,

- Explores & appreciates diversity through creation & interaction, & eats diverse types of food.
- Identifies basic clock features, understands simple time intervals, & associates the concept of time with their daily routines.
- Expresses wants & feelings, waits for their turn & manages feelings by calmly accepting changes in activities.

	LEARNING TIME	MONDAY	TUESDAY	WEDNESDAY	THURSDAY	FRIDAY	SATURDAY	
WELCOME & FREE PLAY	Let's get started!	25 mins	Welcome	Warm up	Hygiene check	Attendance	Weather	Free conversation
	Let's play!	30 mins	Provide different play materials for choice based play					

### Snack (10mins)

LEARNING AND PLAY	Let's weave wonders!	20 mins	Story Telling: India's Freedom Journey & National Heroes <span style="float: right;">1.16</span>	Story Telling: Craft Your Own Creative Stories <span style="float: right;">5</span>	Singing Rhymes: Using & Conserving Resources <span style="float: right;">2.15</span>	Story Telling: India's Freedom Journey & National Heroes <span style="float: right;">1.16</span>	Story Telling: Craft Your Own Creative Stories <span style="float: right;">5</span>	Free Picture book/Story Book Reading Time <span style="float: right;">4</span>	
	Let's explore!	30 mins	Picture Hunt: Observe & Match Basis Criteria <span style="float: right;">34</span>	Models & Maps: Create, Read, Understand <span style="float: right;">30</span>	Clock Quest: Understand & Explore Concept of Time, Types of Clock/Watch <span style="float: right;">33</span>	Playing with jigsaw puzzles: Complete & Identify Missing Parts <span style="float: right;">27</span>	Money Matters: Understand & Transact <span style="float: right;">24</span>	Weekly Worksheet: <ul style="list-style-type: none"> <li>3-4: Complete the Picture (Pg. 40)</li> <li>4-5: Concept of Numbers (Pg. 12)</li> <li>5-6: Free Drawing (Pg. 52) &amp; Pattern Completion (Pg. 58)</li> </ul>	
	Let's hear and talk!	20 mins	Things Around Us: Identify & Describe Fruits, Vegetables, Animals, Birds etc. <span style="float: right;">56</span>	Road Safety: Understand & Role Play Rules <span style="float: right;">45</span>	Exploring Food: Types, Tastes, Preferences, Nutrition <span style="float: right;">61</span>	Weeks & Months: Name, Discuss & Associate Events <span style="float: right;">55</span>	Memory Magic: Recall Objects, Words & Patterns <span style="float: right;">54</span>		
	Let's create!	25 mins	Artistic Adventure: Tearing and Pasting <span style="float: right;">74</span>	Draw What You See: Perspective Based Drawing <span style="float: right;">93</span>	Identify, Draw & Share Feelings <span style="float: right;">80</span>	Wrap It Up: Shapes, Boxes, and Decorations <span style="float: right;">90</span>	Wonders in our Bin: Reuse & Recycle Safe Waste Creatively <span style="float: right;">81</span>	Observation Based Reinforcement Activities	
	Let's appreciate!	20 mins	Countries & Culture: Know & Understand About the World <span style="float: right;">119</span>	Celebrating Heroes: Stories of National Pride <span style="float: right;">120</span>	Countries & Culture: Know & Understand About the World <span style="float: right;">119</span>	Identifying Common Symbols Around Us (Road Safety, Washroom, Food, Danger etc.) <span style="float: right;">31</span>	Celebrating Heroes: Stories of National Pride <span style="float: right;">120</span>	Choice based free indoor/outdoor play OR Community Visit	Prepare for Following Week <span style="float: right;">62</span>

### Lunch and Rest (30min)


REFLECT AND WRAP	Let's get active!	20 mins	Provide different outdoor play materials for choice based play										
	Let's reflect!	10 mins	Free conversation	Recap	Favourite Activity	Clean Up	Share about next day	Bye-bye					

## HOME LEARNING ACTIVITIES


Get creative with your children by reusing safe waste materials. Use items like old cardboard/plastic boxes/bottles & old newspapers to make something new & useful.

Complete puzzles together & identify missing parts. Use large pictures cut from old books & newspapers, tear them into 4-5 pieces at max.

Craft creative narratives with your child using story prompts. Use paper & crayons you have at home to draw the stories you come up with together. You can even create different types of puppets.



# WEEK 36



## WHAT CHILDREN WOULD LEARN:

- Attentively listens & recalls events & characters in correct sequences while retelling them.
- Expresses creativity in drawings, crafts personal narratives & picture books.
- Develops communication skills while interacting with others in a safe environment.

- Makes choices & expresses preferences while showing sensitivity to diversity, disability & nature.
- Creatively applies known information while using shared resources (paper, power) mindfully.
- Shows keen observation, attentive listening, follows instructions & matches descriptions with pictures effectively.

LEARNING TIME	MONDAY	TUESDAY	WEDNESDAY	THURSDAY	FRIDAY	SATURDAY
<b>WELCOME &amp; FREE PLAY</b> Let's get started!  Welcome  Warm up  Hygiene check  Attendance  Weather  Free conversation						
Let's play!  Provide different play materials for choice based play						


### Snack (10mins)

LEARNING AND PLAY	MONDAY	TUESDAY	WEDNESDAY	THURSDAY	FRIDAY	SATURDAY
Let's weave wonders!   Story Telling: India's Freedom Journey & National Heroes <small>1.16</small>	Story Telling: Craft Your Own Creative Stories <small>5</small>	Singing Rhymes: Using & Conserving Resources <small>2.15</small>	Story Telling: India's Freedom Journey & National Heroes <small>1.16</small>	Story Telling: Craft Your Own Creative Stories <small>5</small>	Creating Picture/Word Wall <small>115</small>	
Let's explore!   Picture Hunt: Observe & Match Basis Criteria <small>34</small>	Playing with shape tangrams & making different figures <small>23</small>	Roll & Slide: Predict, Experiment, Find out <small>108</small>	Picture Hunt: Observe & Match Basis Criteria <small>34</small>	Clock Quest: Understand & Explore Concept of Time, Types of Clock/Watch <small>33</small>	Monthly ECCE Day	Discuss with Caregivers-
Let's hear and talk!   Follow the instructions: Find objects as per instruction <small>58</small>	Recognise Alphabets: Identify & Associate common alphabets of L1 with sound <small>51</small>	Family: Talk about relationships, draw family tree, role-play <small>43</small>	Exploring Food: Types, Tastes, Preferences, Nutrition <small>61</small>	Health & Hygiene: Discussion on Routines, Body Parts, tools to Clean <small>40</small>	<ul style="list-style-type: none"> <li>• Demonstrate how to conduct physical development activities with children: Hopscotch, Yoga, Sports, etc.</li> <li>• Talent Show</li> </ul>	
Let's create!   Little Authors: Design your own picture book <small>94</small>	Festivals: Celebrate & Learn/ Appreciate Diversity <small>88</small>	Little Authors: Design your own picture book <small>94</small>	Craft & Creativity: Create Paper-Mache Art & Objects <small>92</small>	Draw What You See: Perspective Based Drawing <small>93</small>		
Let's appreciate!   Countries & Culture: Know & Understand About the World <small>119</small>	Celebrating Heroes: Stories of National Pride <small>120</small>	Road Safety: Understand & Role Play Rules <small>45</small>	Countries & Culture: Know & Understand About the World <small>119</small>	Celebrating Heroes: Stories of National Pride <small>120</small>		

### Lunch and Rest (30min)

<b>REFLECT AND WRAP</b> Let's get active!  Provide different outdoor play materials for choice based play						
Let's reflect!  Free conversation  Recap  Favourite Activity  Clean Up  Share about next day  Bye-bye						

### HOME LEARNING ACTIVITIES



Discuss traffic rules with your children, emphasising safety. Using tapes on the floor of the house, create a mini road for role-playing. Use toy cars, draw road signs on paper & demonstrate role-play road scenario.


Draw a family tree together on a large paper, adding names & relationships. Role-play different family scenarios to make it fun & interactive.

Share stories about India's freedom struggle using simple language. Encourage your child to ask questions & discuss the importance of independence.




## Recap & Reinforcement Plan

**This 4 week plan can be used to recap and reinforce the learnings of the previous weeks and strengthen learning. During these weeks, basis ongoing observation, the Anganwadi Worker can curate specific activities for children to focus on skills that need further strengthening. These plans can be used during specific events like the Poshan Maah/Poshan Pakwadha etc. to reduce duration of learning activities at centre and engage in alternate activities and celebrations.**



# RECAP AND REINFORCEMENT WEEK 5



## WHAT CHILDREN WOULD STRENGTHEN:

- Understanding and using vocabulary on spatial concepts. Demonstrating understanding by creating maps and giving verbal directions.
- Enhanced creativity and expression.

- Understanding & appreciating diversity-inclusion of all irrespective of ability, sex etc.
- Expressing kindness and empathy towards all living forms.
- Appreciation & curiosity to explore different books, print motivation.

LEARNING TIME	MONDAY	TUESDAY	WEDNESDAY	THURSDAY	FRIDAY	SATURDAY
<b>WELCOME &amp; FREE PLAY</b> Let's get started!  Welcome  Warm up  Hygiene check  Attendance  Weather  Free conversation						
Let's play!	Provide different play materials for choice based play					

### Snack (10mins)

<b>LEARNING AND PLAY</b> Let's have fun! Take up different themes everyday and engage children in multiple, varied, fun, play based activities 	 <b>SPACES, PLACES, POSITIONS</b> <ul style="list-style-type: none"> <li>• Singing Rhymes: Spatial &amp; Positional Concepts</li> <li>• Spatial Concepts: Understand In/Out, over/under, top/bottom, front/back etc.</li> <li>• Let's Create Common Spaces in Neighbourhood</li> </ul>	 <b>CREATIVITY &amp; EXPRESSION</b> <ul style="list-style-type: none"> <li>• Artistic Adventure: Free Painting &amp; Drawing</li> <li>• Fun with Patterns: Create Art/Craft/Beading, Body Movement Patterns</li> <li>• Craft &amp; Creativity: Create Paper Mache Art &amp; objects</li> </ul>	 <b>DIVERSITY &amp; INCLUSION</b> <ul style="list-style-type: none"> <li>• Story Telling: Disability &amp; inclusion</li> <li>• My Colourful India: Explore, Understand &amp; Appreciate Diversity</li> <li>• Disability &amp; Inclusion: Recognise, Include, Understand &amp; Respect</li> </ul>	 <b>KINDNESS &amp; EMPATHY</b> <ul style="list-style-type: none"> <li>• Story Telling: Conflict Resolution</li> <li>• Story Telling: Taking Responsibility, Working With &amp; Helping Others</li> </ul>	 <b>WORLD OF BOOKS</b> <ul style="list-style-type: none"> <li>• Let's Describe Pictures: Talk &amp; Discuss what one can see</li> <li>• Little Authors: Design your own Picture Book</li> </ul>	 Revisit & Strengthen <ul style="list-style-type: none"> <li>• Worksheets</li> <li>• Key Activities</li> </ul> Provide Support <ul style="list-style-type: none"> <li>• One-on-One</li> <li>• Small, rotating group activities</li> <li>• Peer Pairing</li> </ul> Observe & Record Individual Achievements
	2.8, 20, 87	64, 78, 92	1.11, 53, 113	1.5, 1.15	3, 94	
 Let's celebrate!	Use this slot to prepare for and conduct different activities during the Poshan Maah and/or Poshan Pakwada and/or other festivals and celebrations					

### Lunch and Rest (30min)

<b>REFLECT AND WRAP</b> Let's get active!  Provide different outdoor play materials for choice based play						
	Let's reflect!	Free conversation  Recap  Favourite Activity  Clean Up  Share about next day  Bye-bye				

### HOME LEARNING ACTIVITIES

Share stories or videos featuring boys and girls in diverse activities to highlight equality. Discuss how boys & girls are equal- can play, do, become anything they want.


Help children develop ability to sequence & share events by asking them daily about their day & experiences- what did they do first? After that? In the End? etc. Similarly tell them share stories & talk about steps of different tasks.

Play with children to build their understanding of positions & spaces by asking them to keep different objects in different places- using words like in/out, over/under, top/bottom, front/back etc.





# RECAP AND REINFORCEMENT WEEK 6



## WHAT CHILDREN WOULD STRENGTHEN:

- Enjoying listening to & creating folklore, rhymes, songs, stories with increased recall, interest & attention.
- Develop scientific temperament to explore, hypothesize, experiment, conclude.

- Appreciating diversity & culture in the country & world- art forms, religion, language, festivals etc.
- Understand & recognize famous people & their achievements.

LEARNING TIME		MONDAY	TUESDAY	WEDNESDAY	THURSDAY	FRIDAY	SATURDAY
WELCOME & FREE PLAY	Let's get started!	Welcome	Warm up	Hygiene check	Attendance	Weather	Free conversation
	Let's play!	Provide different play materials for choice based play					

## Snack (10mins)

LEARNING AND PLAY	<p>Let's have fun!</p> <p>Take up different themes everyday and engage children in multiple, varied, fun, play based activities</p>	<p> 60 mins</p> <p><b>STORIES &amp; RHYMES</b></p> <ul style="list-style-type: none"> <li>• Create your own creative stories</li> <li>• Make Your Own Rhyme/Song</li> <li>• Retell, Role Play Familiar/Favourite Stories/Rhymes</li> </ul>	<p> 60 mins</p> <p><b>FESTIVALS &amp; CULTURE</b></p> <ul style="list-style-type: none"> <li>• Festivals: Celebrate &amp; Learn/Appreciate Diversity</li> <li>• Floor Art: Rangoli (Shapes, Patterns &amp; More)</li> </ul>	<p> 60 mins</p> <p><b>INDIA &amp; THE WORLD</b></p> <ul style="list-style-type: none"> <li>• My Colourful India: Explore, Understand &amp; Appreciate Diversity</li> <li>• Countries &amp; Culture: Know &amp; Understand About World</li> </ul>	<p> 60 mins</p> <p><b>NATIONAL HEROES</b></p> <ul style="list-style-type: none"> <li>• Story Telling: India's Freedom Journey &amp; National Heroes</li> <li>• Celebrating Heroes</li> </ul>	<p> 60 mins</p> <p><b>STEAM CONCEPTS</b></p> <ul style="list-style-type: none"> <li>• Roll &amp; Slide: Predict, Experiment, Find Out</li> <li>• Shadow game: Understand Create &amp; Guess</li> <li>• Feel the Difference: Experiment, Explore &amp; Compare Temperatures</li> </ul>	<p> 60 mins</p> <p>Revisit &amp; Strengthen</p> <ul style="list-style-type: none"> <li>• Worksheets</li> <li>• Key Activities</li> </ul> <p>Provide Support</p> <ul style="list-style-type: none"> <li>• One-on-One</li> <li>• Small, rotating group activities</li> <li>• Peer Pairing</li> </ul> <p>Observe &amp; Record Individual Achievements</p>
	<p>Let's celebrate!</p>	<p>Use this slot to prepare for and conduct different activities during the Poshan Maah and/or Poshan Pakwada and/or other festivals and celebrations</p>					

## Lunch and Rest (30min)


REFLECT AND WRAP	Let's get active!	20 mins	Provide different outdoor play materials for choice based play									
	Let's reflect!	10 mins	Free conversation	Recap	Favourite Activity	Clean Up	Share about next day	Bye-bye				

## HOME LEARNING ACTIVITIES


Share stories about India's freedom struggle using simple language. Encourage your child to ask questions & discuss the importance of independence.

Share or show stories related to festivals from different parts of India. Ask questions like "What do you find interesting about this festival?"

Under guided supervision, give children a tub of water and encourage them to experiment by putting different things in it and checking what sinks and what floats.



# RECAP AND REINFORCEMENT WEEK 7



## WHAT CHILDREN WOULD STRENGTHEN:

- Recognise, experiment, categorise and use primary & secondary colours in art work.
- Recognise different shapes & their characteristics, draw/trace them, classify objects basis shape & create interesting patterns using them.

- Enjoy & practice rhythmic patterns in music, beats, body movements etc.
- Develop phonological awareness and associate sounds with letters of L one language.
- Recognise & understand numbers, count in sequence, one-to-one correspondence.

LEARNING TIME	MONDAY	TUESDAY	WEDNESDAY	THURSDAY	FRIDAY	SATURDAY
<b>WELCOME &amp; FREE PLAY</b> Let's get started!  Welcome  Warm up  Hygiene check  Attendance  Weather  Free conversation						
Let's play!  Provide different play materials for choice based play						

### Snack (10mins)

<b>LEARNING AND PLAY</b> Let's have fun! Take up different themes everyday and engage children in multiple, varied, fun, play based activities 	 <b>COLOURS AROUND US</b> • Singing Rhymes: Colours • Colours Around Us: Identify, Find & Sort • Colours & Shades: Identify, Create, Compare & Match	 <b>FUN WITH SHAPES</b> • Shapes Around Us: Identify, Find & Sort • Pattern Making: Recognise, Repeat & Extend Patterns • Playing with Shape Tangrams & Making Different Figures	 <b>MUSIC &amp; MOVEMENT</b> • Follow the Instructions: Body Movement • Music Patterns: Create, Compare High/Low Pitch, Loud/Soft Sounds • Let's Dance: Create Body Movement Patterns & perform to fast/slow beats	 <b>SOUNDS &amp; SYLLABLES</b> • Playing with Sounds: Identify & Differentiate Beginning & Ending Sounds • Finding Rhyming Words: Recognise, Identify, Create • Recognise Alphabets: Associate common alphabets of L1 & Identify them	 <b>NUMBERS</b> • Singing Rhymes: Numbers & Counting • Number Vocabulary: Understanding & Counting in correct sequence • How Many Do I Have? Give, Take, Divide & Count Objects	 Revisit & Strengthen • Worksheets • Key Activities Provide Support • One-on-One • Small, rotating group activities • Peer Pairing Observe & Record Individual Achievements
	2.13, 7, 14	8, 18, 23	47, 83, 77	38, 50, 51	2.9, 25, 28	
 Let's celebrate!	Use this slot to prepare for and conduct different activities during the Poshan Maah and/or Poshan Pakwadha and/or other festivals and celebrations					

### Lunch and Rest (30min)

<b>REFLECT AND WRAP</b> Let's get active!  Provide different outdoor play materials for choice based play						
	Let's reflect!  Free conversation  Recap  Favourite Activity  Clean Up  Share about next day  Bye-bye					

### HOME LEARNING ACTIVITIES




Utilize everyday objects to create simple and complex patterns. Encourage children to first identify and copy patterns, then extend and create by themselves.

Encourage children to find objects of different shapes around the house, trace their boundary with finger, name and describe the characteristics of each shape. Encourage them to draw shapes in air, water, sand.

Play different types of music and encourage children to dance to beats. Excite them to make their own dance moves and perform suiting the beats you make using easily available materials.



# RECAP AND REINFORCEMENT WEEK 8



## WHAT CHILDREN WOULD STRENGTHEN:

- Use careful observation & senses to explore different objects, recognise, compare & differentiate between them, apply logical reasoning.
- Develop scientific temperament to explore, hypothesize, experiment, conclude.

- Sort, compare, classify objects basis similarities-differences & appreciate their properties.- shape, colour, texture, use, location etc.
- Recognise common signs, symbols, logos.

LEARNING TIME	MONDAY	TUESDAY	WEDNESDAY	THURSDAY	FRIDAY	SATURDAY
<b>WELCOME &amp; FREE PLAY</b> Let's get started!	Welcome	Warm up	Hygiene check	Attendance	Weather	Free conversation
Let's play!	Provide different play materials for choice based play					

### Snack (10mins)

<b>LEARNING AND PLAY</b> Let's have fun! Take up different themes everyday and engage children in multiple, varied, fun, play based activities 	 <b>MARVELLOUS BRAIN</b> <ul style="list-style-type: none"> <li>• Who Am I?: Touch, Feel Guess</li> <li>• Memory Magic: Recall Objects, Words, Patterns</li> <li>• Picture Hunt: Observe &amp; Match Basis Criteria</li> <li>• What Will Happen If: Think &amp; Apply Reasoning to Situations</li> </ul>	 <b>STEAM CONCEPTS</b> <ul style="list-style-type: none"> <li>• Let's Construct: Houses, Bridges, Roadways &amp; More</li> <li>• Measure &amp; Compare: Length, Weight &amp; Height</li> <li>• Draw What You See: Perspective Based Drawing</li> </ul>	 <b>FIND ME</b> <ul style="list-style-type: none"> <li>• Scavenger Hunt: Find Objects of Different Colour and/or Shape</li> <li>• Can You Find Me?: Find objects basis shared criteria</li> <li>• Who Am I?: Touch, Feel &amp; Guess</li> </ul>	 <b>SIGNS, SYMBOLS &amp; LOGOS</b> <ul style="list-style-type: none"> <li>• Identifying Common Symbols Around Us</li> <li>• Money Matters: Understand &amp; Transact</li> </ul>	 <b>COMPARE, MATCH &amp; COMPLETE</b> <ul style="list-style-type: none"> <li>• Playing with jig-saw puzzles: Complete &amp; Identify Missing Parts</li> <li>• Let's Compare: Understand &amp; Compare basis number, length, size, weight, volume</li> </ul>	 Revisit & Strengthen <ul style="list-style-type: none"> <li>• Worksheets</li> <li>• Key Activities</li> </ul> Provide Support <ul style="list-style-type: none"> <li>• One-on-One</li> <li>• Small, rotating group activities</li> <li>• Peer Pairing</li> </ul> Observe & Record Individual Achievements
	48, 54, 34, 60	31, 26, 93	97, 110, 48	24, 32	9, 11	
 Let's celebrate!	Use this slot to prepare for and conduct different activities during the Poshan Maah and/or Poshan Pakwada and/or other festivals and celebrations					

### Lunch and Rest (30min)

<b>REFLECT AND WRAP</b> Let's get active!	Provide different outdoor play materials for choice based play										
	Let's reflect!	Free conversation	Recap	Favourite Activity	Clean Up	Share about next day	Bye-bye				

### HOME LEARNING ACTIVITIES

Play guess & tell games with children. Take turns to give cues related to different objects- colour, shape, use, position, texture, smell etc. & guess them.

Explore the neighbourhood with your children and point out familiar logos or signs, like those from the grocery store or stop signs. You can also help in drawing these.

Set up a market at home with household objects, assign a value to each item. Create play money and encourage children to buy and sell different things.





सत्यमेव जयते

Government of India